

CHAP 7 ISOPARAMETRIC ELEMENTS

Introduction

- CST and rectangular elements
 - Shape function in the global coordinates (x-y)
 - Different elements have different shape functions (computationally expensive to build individual shape functions)
- Deriving the shape functions for quadrilaterals in global coordinates is difficult
- It is possible to define shape functions in **parametric space**
 - Mapping between the physical (x-y) and parametric (s-t) spaces
 - All elements in different geometry share the same shape functions
- Then, we need to interpolate both **geometry** and **displacement**
 - **Isoparametric element**: both geometry and displacement are interpolated using the same shape functions

$$u(s) = \sum_{k=1}^n N_k(s) u_k$$

Displacement interpolation

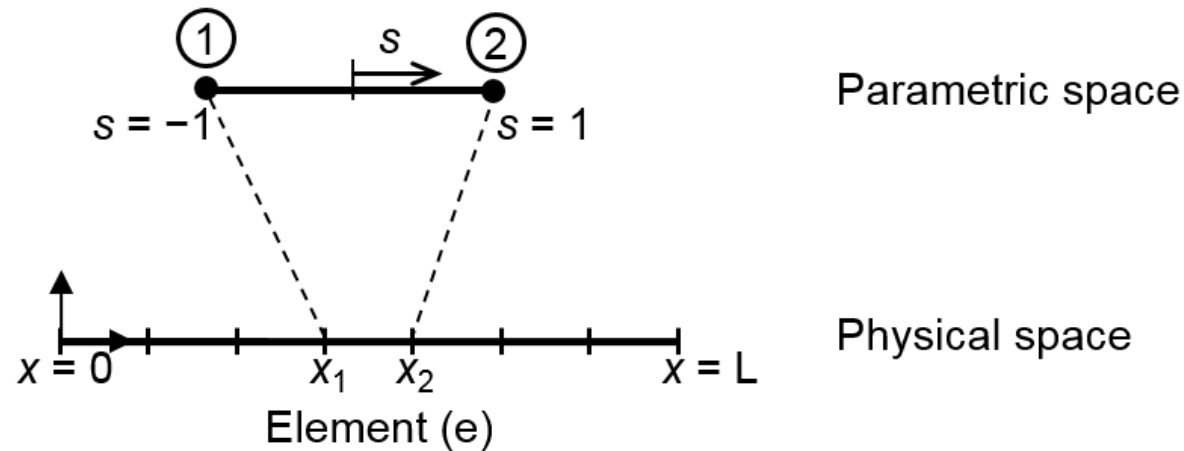
$$x(s) = \sum_{k=1}^n N_k(s) x_k$$

Geometry mapping

7.2.1 1D LINEAR ISOPARAMETRIC ELEMENT

2-Node Linear Isoparametric Element

- For 1D bar element or 1D heat transfer element



- Geometry mapping: $x(s = -1) = x_i$
 $x(s = +1) = x_j$

- Shape functions: $N_1(s) = \frac{1-s}{2}$
 $N_2(s) = \frac{1+s}{2}$

Same for all elements!!

2-Node Linear Isoparametric Element cont.

- Ex) Interpolation of temperature within an element

$$T(s) = \frac{(1-s)}{2}T_1 + \frac{(1+s)}{2}T_2 = N_1(s)T_1 + N_2(s)T_2$$

$$= \{N_1(s) \quad N_2(s)\} \begin{Bmatrix} T_1 \\ T_2 \end{Bmatrix} = \{\mathbf{N}(s)\}^T \{\mathbf{T}^{(e)}\} \quad \text{Function of } s$$

- How to find x corresponding to s ?

$$x(s) = x_i N_1(s) + x_j N_2(s)$$

- Derivative w.r.t. s

$$\frac{dN_1(s)}{ds} = -\frac{1}{2}$$

$$\frac{dN_2(s)}{ds} = \frac{1}{2}$$

2-Node Linear Isoparametric Element cont.

- Jacobian

$$\frac{dx}{ds} = \frac{dN_1}{ds} x_1 + \frac{dN_2}{ds} x_2 = -\frac{1}{2} x_1 + \frac{1}{2} x_2 = \frac{L_e}{2}$$

$$\frac{ds}{dx} = \frac{1}{dx/ds} = \frac{2}{x_2 - x_1} = \frac{2}{L_e}$$

- How to calculate derivative w.r.t. x?

$$\frac{dT}{dx} = \frac{dT}{ds} \frac{ds}{dx} = \frac{1}{2} (-T_1 + T_2) \frac{2}{L_e} = \frac{1}{L_e} \{-1 \quad 1\} \begin{Bmatrix} T_1 \\ T_2 \end{Bmatrix} = \{\mathbf{B}\}^T \{\mathbf{T}\}$$

- How to integrate over the element?

$$\int_{x_1}^{x_2} f(s) dx = \int_{-1}^1 f(s) \frac{dx}{ds} ds = \frac{L_e}{2} \int_{-1}^1 f(s) ds$$

Ex) Element Conductivity Matrix

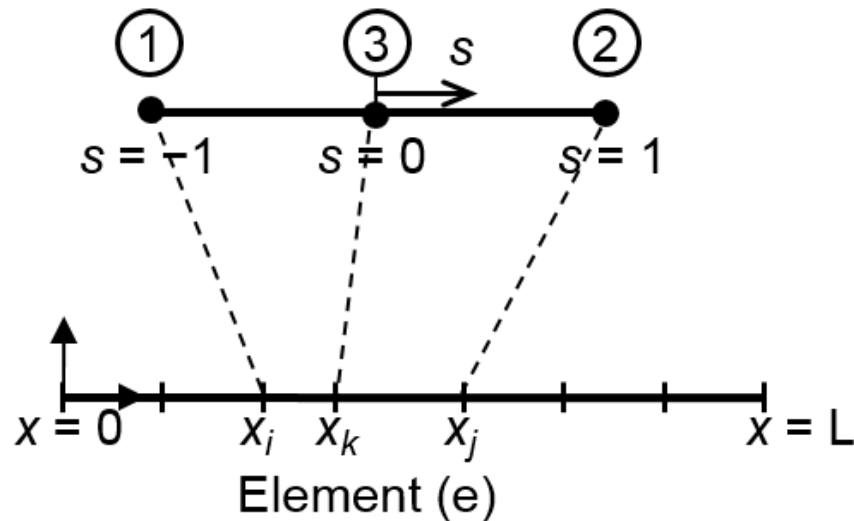
$$\begin{aligned}\int_{x_1}^{x_2} kA \frac{d\delta T}{dx} \frac{dT}{dx} dx &= \int_{-1}^1 kA \frac{d\delta T}{dx} \frac{dT}{dx} \frac{dx}{ds} ds \\ &= \{\delta \mathbf{T}\}^T \left[\int_{-1}^1 kA \{\mathbf{B}\} \{\mathbf{B}\}^T \frac{L_e}{2} ds \right] \{\mathbf{T}\} \\ &= \{\delta \mathbf{T}\}^T \left[\int_{-1}^1 kA \frac{1}{L_e} \begin{Bmatrix} -1 \\ 1 \end{Bmatrix} \frac{1}{L_e} \{-1 \quad 1\} \frac{L_e}{2} ds \right] \{\mathbf{T}\} \\ &= \{\delta \mathbf{T}\}^T \frac{kA}{L_e} \begin{bmatrix} 1 & -1 \\ -1 & 1 \end{bmatrix} \{\mathbf{T}\} \\ &= \{\delta \mathbf{T}\}^T [\mathbf{k}_T] \{\mathbf{T}\}\end{aligned}$$

↑
Same heat conductivity matrix!!

7.2.2 1D QUADRATIC ISOPARAMETRIC ELEMENT

1D Quadratic Isoparametric Element

- Quadratic element: 1D 3-node (3 DOFs)



Parametric space

$$x(s = -1) = x_1$$

$$x(s = +1) = x_2$$

$$x(s = 0) = x_3$$

Physical space

- Assume quadratic polynomials

$$T(r) = a + bs + cs^2 \quad \Rightarrow$$

- Mapping

$$x(s) = N_1(s)x_1 + N_2(s)x_2 + N_3(s)x_3$$

$$\begin{cases} N_1(s) = -\frac{1}{2}s(1-s) \\ N_2(s) = \frac{1}{2}s(1+s) \\ N_3(s) = 1-s^2 \end{cases}$$

1D Quadratic Isoparametric Element cont.

- Jacobian

$$\frac{dx}{ds} = \left(s - \frac{1}{2}\right)x_1 + \left(s + \frac{1}{2}\right)x_2 - 2sx_3$$

Not a constant!

– Regular element: $x_3 = \frac{x_1 + x_2}{2}$

$$\frac{dx}{ds} = \frac{x_2 - x_1}{2} = \frac{L_e}{2}$$

Constant! Same as 2-node element!

- Derivative w.r.t. x

$$\frac{dT}{ds} = \frac{dT}{ds} \frac{ds}{dx}$$

$$= \left[\left(s - \frac{1}{2}\right)T_1 + \left(s + \frac{1}{2}\right)T_2 - 2sT_3 \right] \frac{ds}{dx}$$

$$= \{\mathbf{B}\}^T \{\mathbf{T}\}$$



Rational function

Not a constant!

1D Quadratic Isoparametric Element cont.

- Derivative w.r.t. x (Regular element)

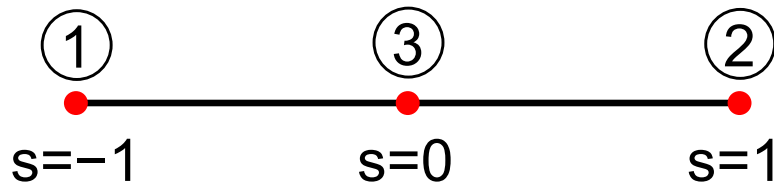
$$\frac{dT}{ds} = \{\mathbf{B}\}^T \{\mathbf{T}\} \quad \{\mathbf{B}\} = \frac{1}{L_e} \begin{Bmatrix} 2s - 1 \\ 2s + 1 \\ -4s \end{Bmatrix}$$

- Conductivity matrix (Regular element)

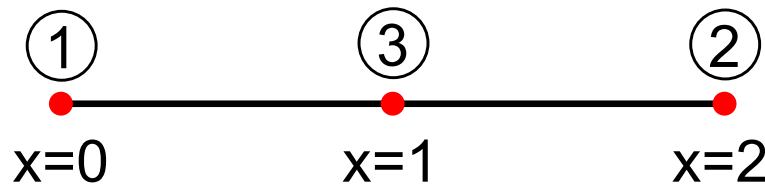
$$\begin{aligned} \int_{x_1}^{x_2} kA \frac{d\delta T}{dx} \frac{dT}{dx} dx &= \{\delta \mathbf{T}\}^T \left[\int_{-1}^1 kA \{\mathbf{B}\} \{\mathbf{B}\}^T \frac{L_e}{2} ds \right] \{\mathbf{T}\} \\ &= \{\delta \mathbf{T}\}^T \frac{kA}{3L_e} \begin{bmatrix} 7 & 1 & -8 \\ 1 & 7 & -8 \\ -8 & -8 & 16 \end{bmatrix} \{\mathbf{T}\} \\ &= \{\delta \mathbf{T}\}^T [\mathbf{k}_T] \{\mathbf{T}\} \end{aligned}$$

Ex: Isoparametric Quadratic Elements

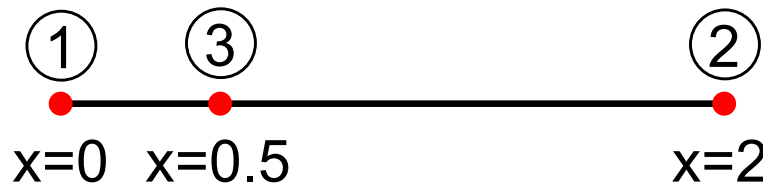
- Test case: Regular versus irregular element



Reference element



Regular physical element



Irregular physical element

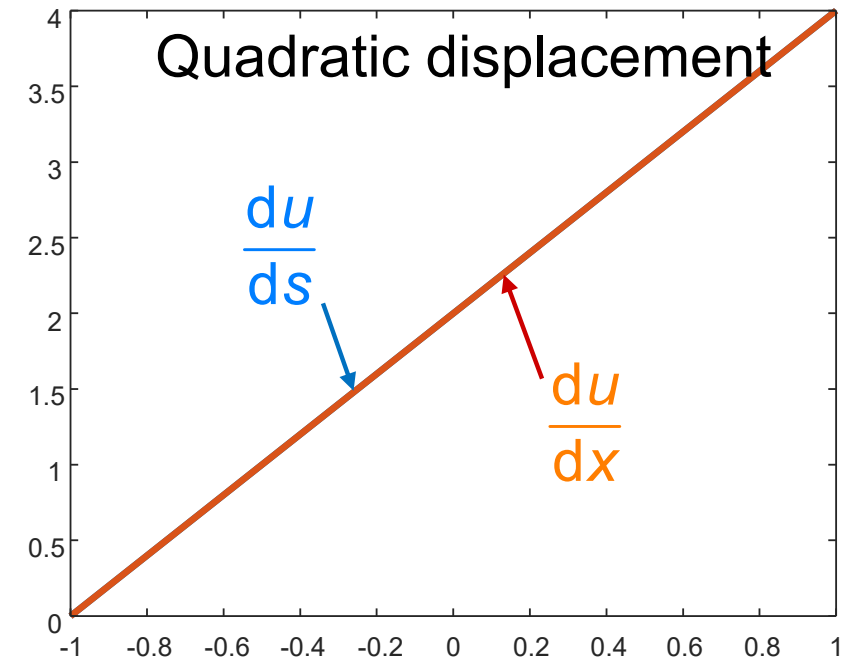
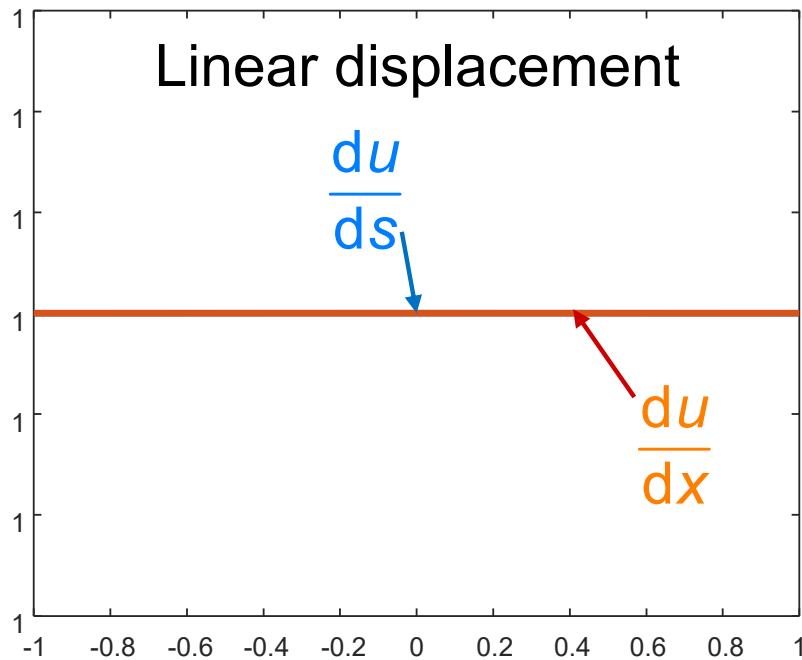
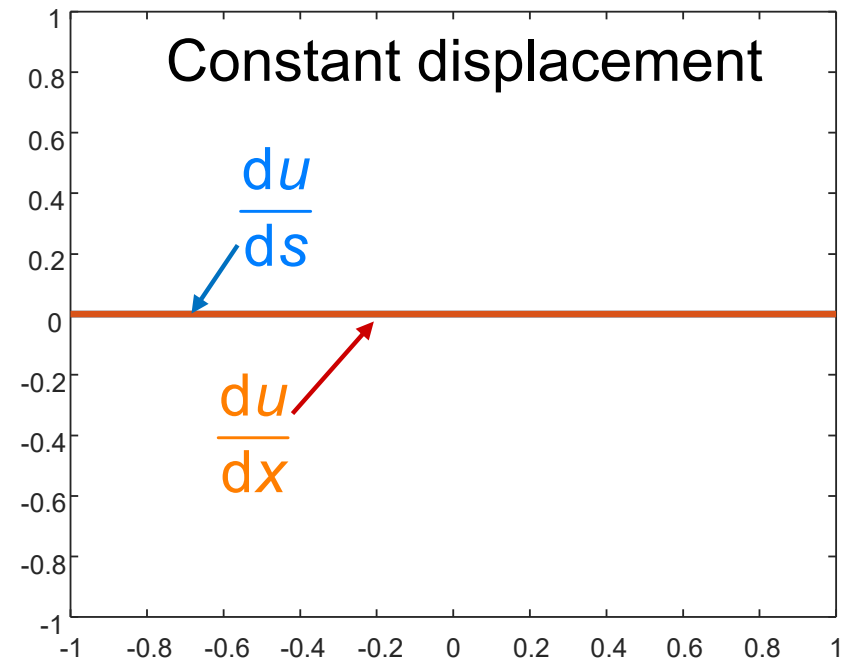
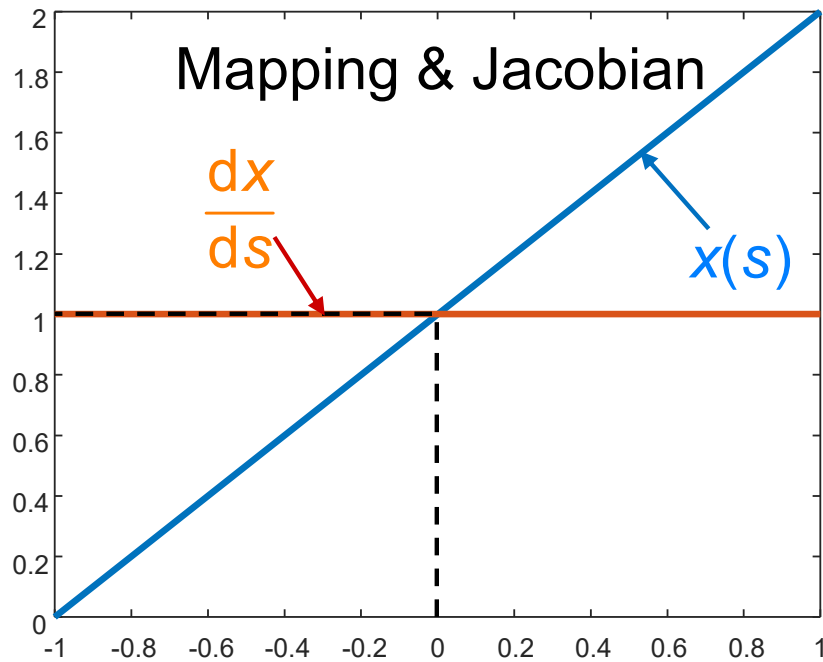
- Imposed displacement/strain

– Zero strain: $u(x) = \text{constant}$ $du / dx = 0$

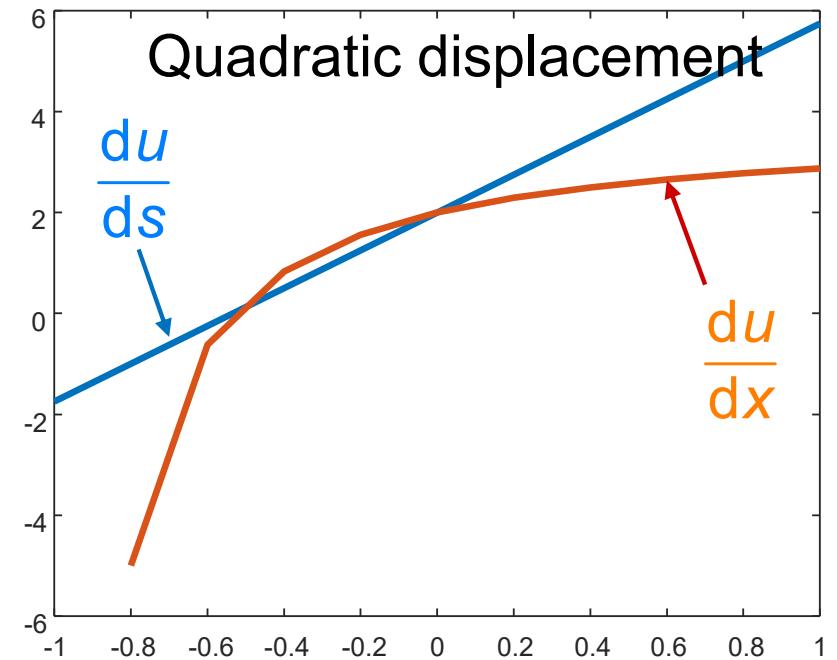
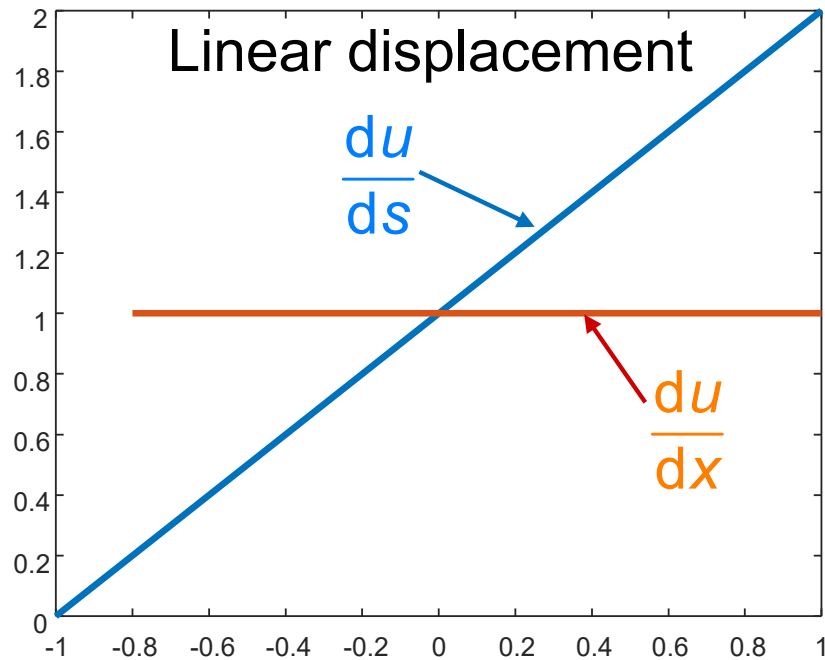
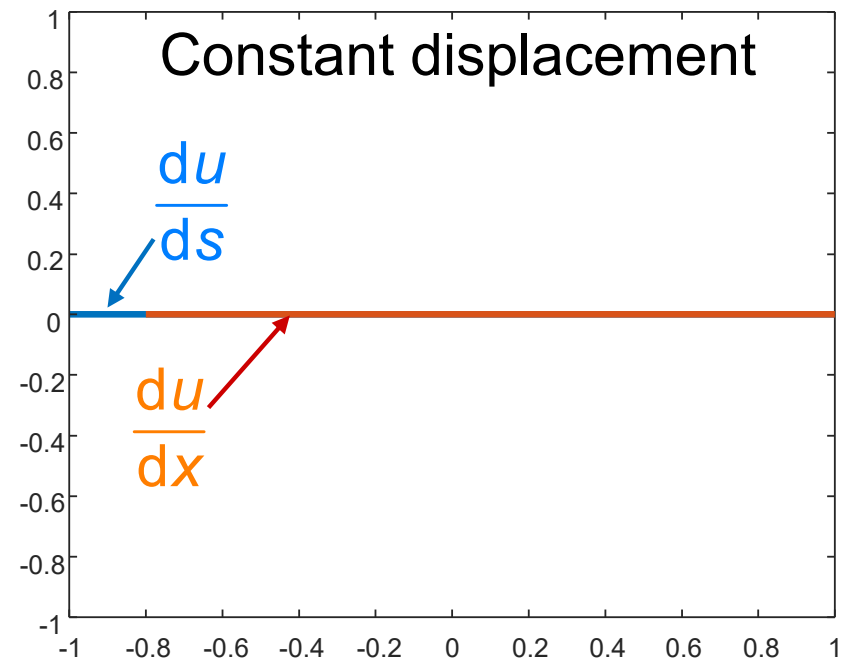
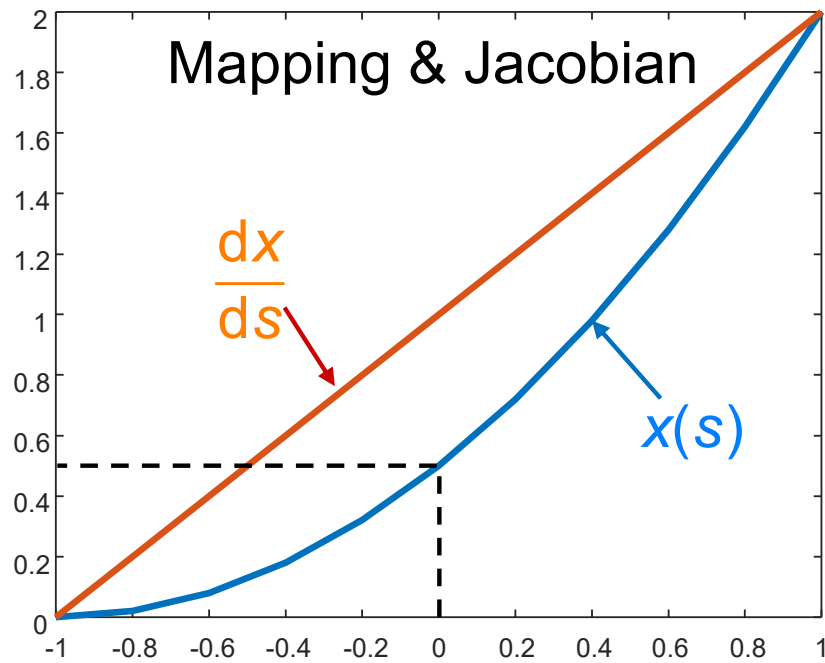
– Constant strain: $u(x) = x$ $du / dx = 1$

– Linear strain: $u(x) = x^2$ $du / dx = 2x$

Ex: Regular Element



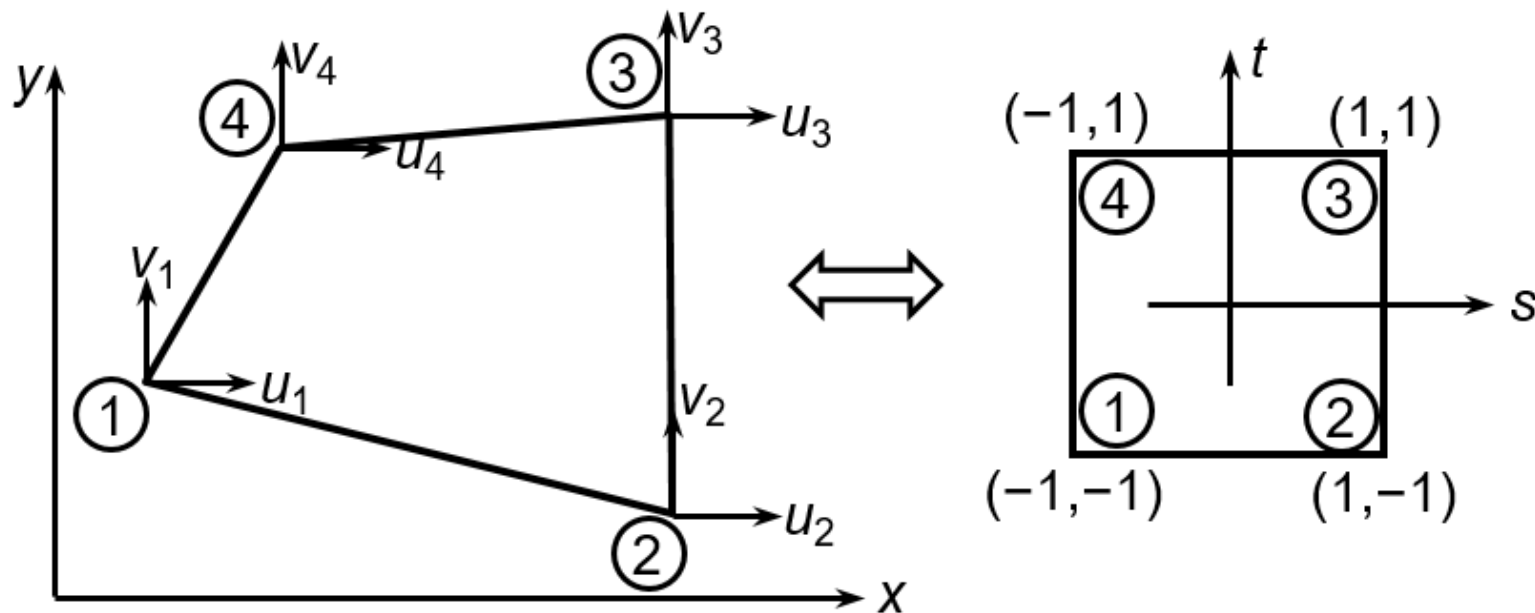
Ex: Irregular Element



7.3 2D ISOPARAMETRIC QUADRILATERAL ELEMENT

ISOPARAMETRIC ELEMENT

- Quadrilateral Shape
 - Most commonly used element (irregular shape)
 - Generalization of rectangular element
 - Use mapping to transform into a square (**Reference element**).
 - **The relationship between (x, y) and (s, t) must be obtained.**
 - All formulations are done in the reference element.



Actual Element (x, y)

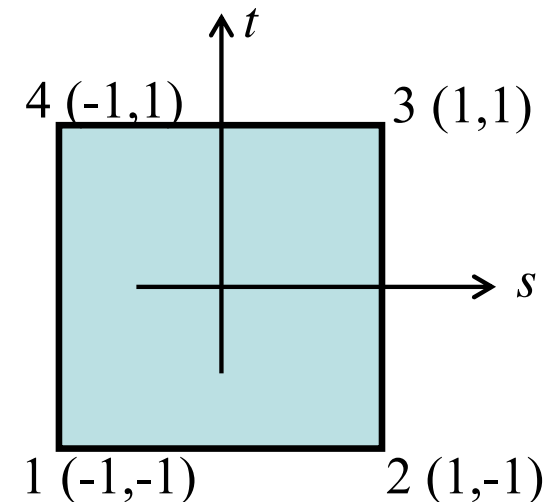
Parent Element (s, t)

ISOPARAMETRIC MAPPING

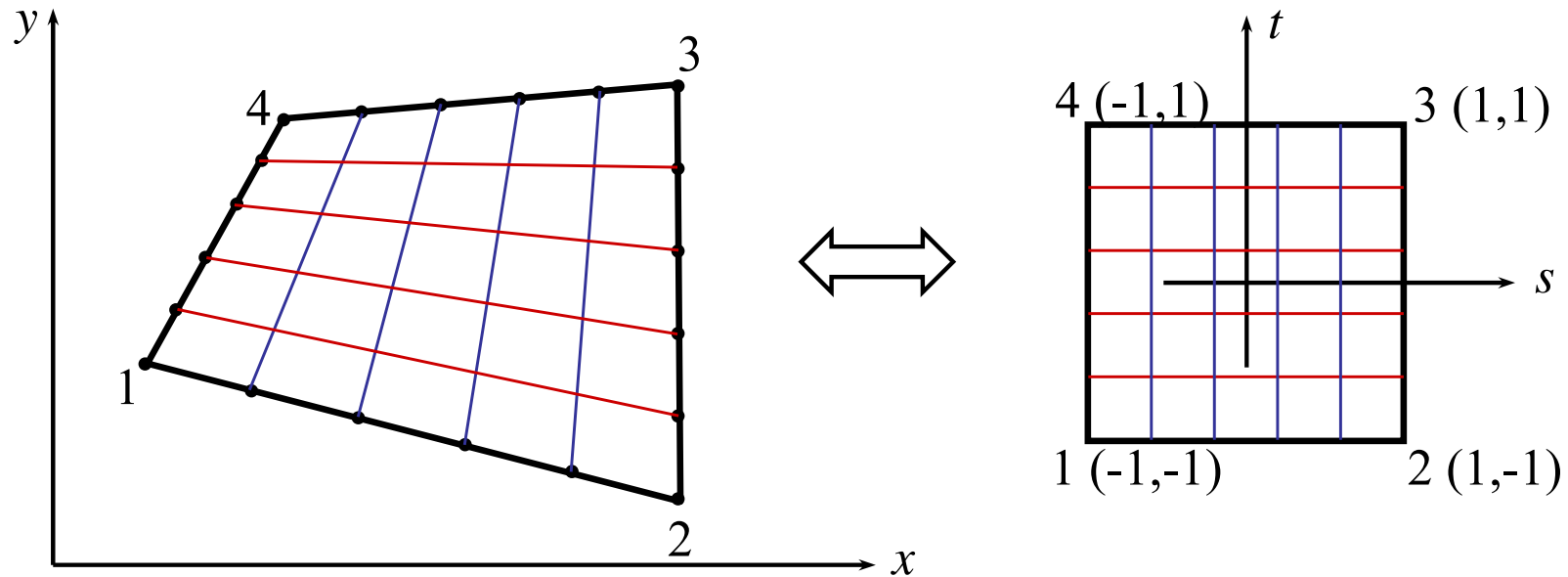
- Definition
 - the same interpolation method is used for displacement and geometry.
- Procedure
 - Construct the shape functions N_1 , N_2 , N_3 , and N_4 at the reference element

$$N_1(s,t) = \frac{s-1}{-1-1} \times \frac{t-1}{-1-1}$$

$$\left. \begin{aligned} N_1(s,t) &= \frac{1}{4}(1-s)(1-t) \\ N_2(s,t) &= \frac{1}{4}(1+s)(1-t) \\ N_3(s,t) &= \frac{1}{4}(1+s)(1+t) \\ N_4(s,t) &= \frac{1}{4}(1-s)(1+t) \end{aligned} \right\}$$



ISOPARAMETRIC MAPPING *cont.*



Proportional mapping

For a given (x,y) , find corresponding (s,t) .

For a given (s,t) , find corresponding (x,y) .

ISOPARAMETRIC MAPPING *cont.*

- Use the shape functions for interpolating **displacement** and **geometry**.
- For a given value of (s,t) in the parent element, the corresponding point (x,y) in the actual element and displacement at that point can be obtained using the mapping relationship.

Displacement interpolation

$$u(s,t) = [N_1 \quad N_2 \quad N_3 \quad N_4] \begin{Bmatrix} u_1 \\ u_2 \\ u_3 \\ u_4 \end{Bmatrix}$$

$$v(s,t) = [N_1 \quad N_2 \quad N_3 \quad N_4] \begin{Bmatrix} v_1 \\ v_2 \\ v_3 \\ v_4 \end{Bmatrix}$$

Geometry interpolation

$$x(s,t) = [N_1 \quad N_2 \quad N_3 \quad N_4] \begin{Bmatrix} x_1 \\ x_2 \\ x_3 \\ x_4 \end{Bmatrix}$$

$$y(s,t) = [N_1 \quad N_2 \quad N_3 \quad N_4] \begin{Bmatrix} y_1 \\ y_2 \\ y_3 \\ y_4 \end{Bmatrix}$$

EXAMPLE

- Find mapping point of A in the physical element

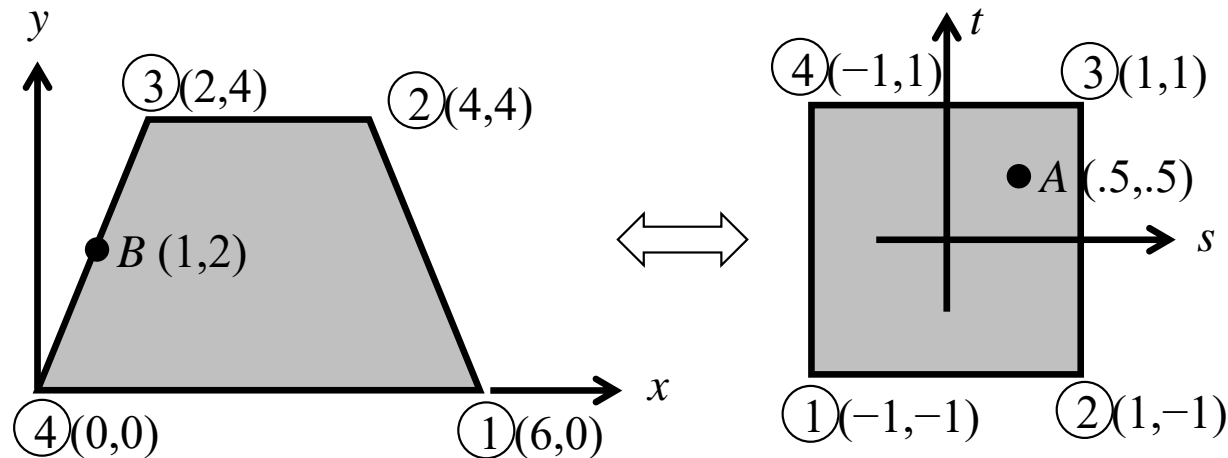
– At point A, $(s, t) = (0.5, 0.5)$

$$N_1\left(\frac{1}{2}, \frac{1}{2}\right) = \frac{1}{16}, \quad N_2\left(\frac{1}{2}, \frac{1}{2}\right) = \frac{3}{16}, \quad N_3\left(\frac{1}{2}, \frac{1}{2}\right) = \frac{9}{16}, \quad N_4\left(\frac{1}{2}, \frac{1}{2}\right) = \frac{3}{16}$$

– Physical coord

$$x\left(\frac{1}{2}, \frac{1}{2}\right) = \sum_{I=1}^4 N_I\left(\frac{1}{2}, \frac{1}{2}\right) x_I = \frac{1}{16} \cdot 6 + \frac{3}{16} \cdot 4 + \frac{9}{16} \cdot 2 + \frac{3}{16} \cdot 0 = 2.25$$

$$y\left(\frac{1}{2}, \frac{1}{2}\right) = \sum_{I=1}^4 N_I\left(\frac{1}{2}, \frac{1}{2}\right) y_I = \frac{1}{16} \cdot 0 + \frac{3}{16} \cdot 4 + \frac{9}{16} \cdot 4 + \frac{3}{16} \cdot 0 = 3$$



EXAMPLE *cont.*

- Find mapping point of B in the reference element
 - At point B, $(x, y) = (1, 2)$

$$\begin{aligned}x = 1 &= \sum_{l=1}^4 N_l(s, t) x_l = \frac{1}{4}(1-s)(1-t) \cdot 6 + \frac{1}{4}(1+s)(1-t) \cdot 4 \\ &\quad + \frac{1}{4}(1+s)(1+t) \cdot 2 + \frac{1}{4}(1-s)(1+t) \cdot 0 \\ &= st - 2t + 3\end{aligned}$$

$$\begin{aligned}y = 2 &= \sum_{l=1}^4 N_l(s, t) y_l = \frac{1}{4}(1-s)(1-t) \cdot 0 + \frac{1}{4}(1+s)(1-t) \cdot 4 \\ &\quad + \frac{1}{4}(1+s)(1+t) \cdot 4 + \frac{1}{4}(1-s)(1+t) \cdot 0 \\ &= 2 + 2s\end{aligned}$$

- Thus, $(s, t) = (0, 1)$

JACOBIAN OF MAPPING

Shape functions are given in (s,t). But, we want to differentiate w.r.t. (x,y) in order to calculate strain and stress. Use chain rule of differentiation.

$$\frac{\partial N_i}{\partial s} = \frac{\partial N_i}{\partial x} \frac{\partial x}{\partial s} + \frac{\partial N_i}{\partial y} \frac{\partial y}{\partial s} \qquad \frac{\partial N_i}{\partial t} = \frac{\partial N_i}{\partial x} \frac{\partial x}{\partial t} + \frac{\partial N_i}{\partial y} \frac{\partial y}{\partial t}$$

In Matrix Form

$$\begin{Bmatrix} \frac{\partial N_i}{\partial s} \\ \frac{\partial N_i}{\partial t} \end{Bmatrix} = \begin{bmatrix} \frac{\partial x}{\partial s} & \frac{\partial y}{\partial s} \\ \frac{\partial x}{\partial t} & \frac{\partial y}{\partial t} \end{bmatrix} \begin{Bmatrix} \frac{\partial N_i}{\partial x} \\ \frac{\partial N_i}{\partial y} \end{Bmatrix} = [\mathbf{J}] \begin{Bmatrix} \frac{\partial N_i}{\partial x} \\ \frac{\partial N_i}{\partial y} \end{Bmatrix}$$

Matrix $[\mathbf{J}]$ is called the Jacobian matrix of mapping.

How to calculate matrix $[\mathbf{J}]$?

$$\frac{\partial x}{\partial s} = \sum_{i=1}^4 \frac{\partial N_i}{\partial s} x_i = \frac{1}{4}(-x_1 + x_2 + x_3 - x_4) + \frac{t}{4}(x_1 - x_2 + x_3 - x_4)$$

$$\frac{\partial x}{\partial t} = \sum_{i=1}^4 \frac{\partial N_i}{\partial t} x_i = \frac{1}{4}(-x_1 - x_2 + x_3 + x_4) + \frac{s}{4}(x_1 - x_2 + x_3 - x_4)$$

JACOBIAN OF MAPPING *cont.*

- Derivatives of shape functions w.r.t. (x,y) coordinates:

$$\begin{Bmatrix} \frac{\partial N_l}{\partial x} \\ \frac{\partial N_l}{\partial y} \end{Bmatrix} = [\mathbf{J}]^{-1} \begin{Bmatrix} \frac{\partial N_l}{\partial s} \\ \frac{\partial N_l}{\partial t} \end{Bmatrix} = \frac{1}{|\mathbf{J}|} \begin{bmatrix} \frac{\partial y}{\partial t} & -\frac{\partial y}{\partial s} \\ -\frac{\partial x}{\partial t} & \frac{\partial x}{\partial s} \end{bmatrix} \begin{Bmatrix} \frac{\partial N_l}{\partial s} \\ \frac{\partial N_l}{\partial t} \end{Bmatrix}$$

- Determinant $|\mathbf{J}|$: **Jacobian**

$$|\mathbf{J}| = \frac{\partial x}{\partial s} \frac{\partial y}{\partial t} - \frac{\partial x}{\partial t} \frac{\partial y}{\partial s}$$

- What happen if $|\mathbf{J}| = 0$ or $|\mathbf{J}| < 0$?
 - shape function derivative cannot be obtained if the $|\mathbf{J}| = 0$ anywhere in the element
 - Mapping relation between (x, y) and (s, t) is not valid if $|\mathbf{J}| = 0$ or $|\mathbf{J}| < 0$ anywhere in the element ($-1 \leq s, t \leq 1$).

JACOBIAN OF MAPPING *cont.*

- Jacobian is an important criterion for evaluating the validity of mapping, as well as the quality of element
- Every point in the reference element should be mapped into the interior of the physical element
- When an interior point in (s, t) coord. is mapped into an exterior point in the (x, y) coord., the Jacobian becomes negative
- If multiple points in (s, t) coordinates are mapped into a single point in (x, y) coordinates, the Jacobian becomes zero at that point
- It is important to maintain the element shape so that the Jacobian is positive everywhere in the element

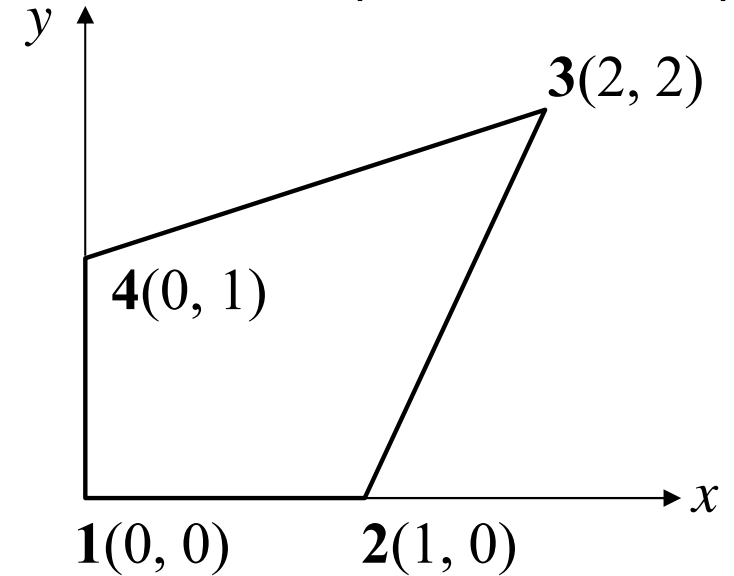
EXAMPLE (JACOBIAN)

Jacobian must not be zero anywhere in the domain ($-1 \leq s, t \leq 1$)

- Nodal Coordinates

$$x_1 = 0, \quad x_2 = 1, \quad x_3 = 2, \quad x_4 = 0$$

$$y_1 = 0, \quad y_2 = 0, \quad y_3 = 2, \quad y_4 = 1$$



- Iso-Parametric Mapping

$$x = \sum_{l=1}^4 N_l x_l = N_2 + 2N_3 = \frac{1}{4}(3 + 3s + t + st)$$

$$y = \sum_{l=1}^4 N_l y_l = 2N_3 + N_4 = \frac{1}{4}(3 + s + 3t + st)$$

- Jacobian Matrix

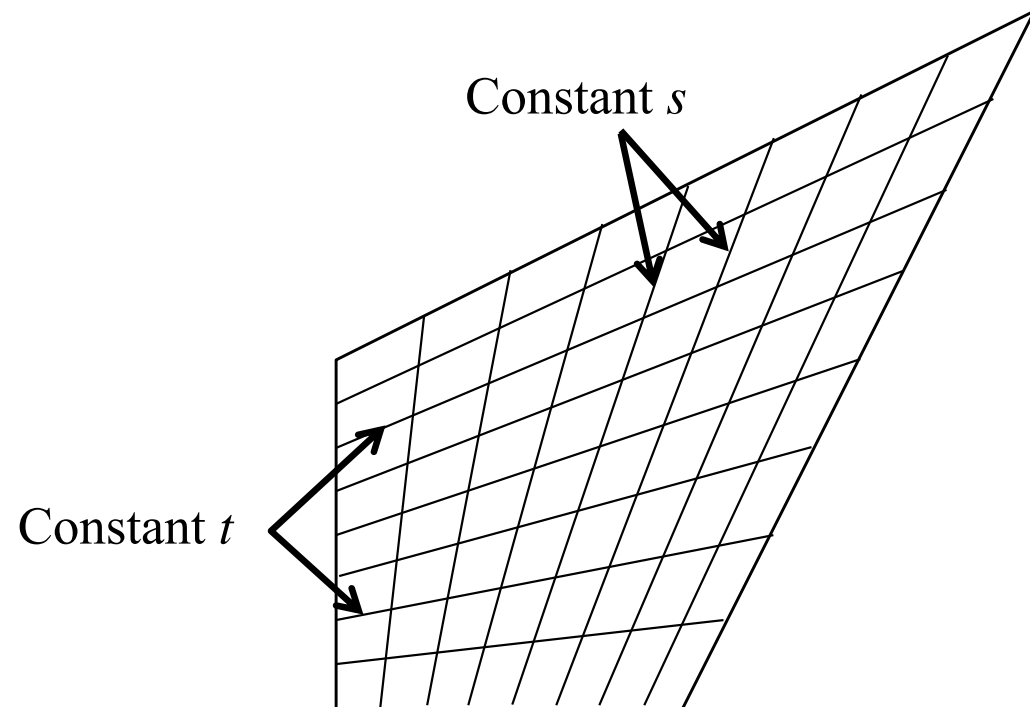
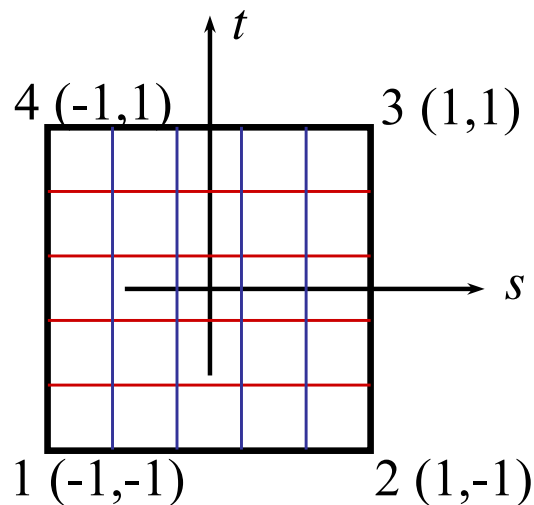
$$[\mathbf{J}] = \begin{bmatrix} \frac{\partial x}{\partial s} & \frac{\partial y}{\partial s} \\ \frac{\partial x}{\partial t} & \frac{\partial y}{\partial t} \end{bmatrix} = \frac{1}{4} \begin{bmatrix} 3+t & 1+t \\ 1+s & 3+s \end{bmatrix}$$

EXAMPLE (JACOBIAN) *cont.*

- Jacobian

$$|\mathbf{J}| = \frac{1}{4}[(3+t)(3+s) - (1+t)(1+s)] = \frac{1}{2} + \frac{1}{8}s + \frac{1}{8}t$$

– It is clear that $|\mathbf{J}| > 0$ for $-1 \leq s \leq 1$ and $-1 \leq t \leq 1$.



EXAMPLE (JACOBIAN) *cont.*

- Nodal Coordinates

$$x_1 = 0, \quad x_2 = 1, \quad x_3 = 5, \quad x_4 = 0$$

$$y_1 = 0, \quad y_2 = 4, \quad y_3 = 5, \quad y_4 = 5$$

- Mapping

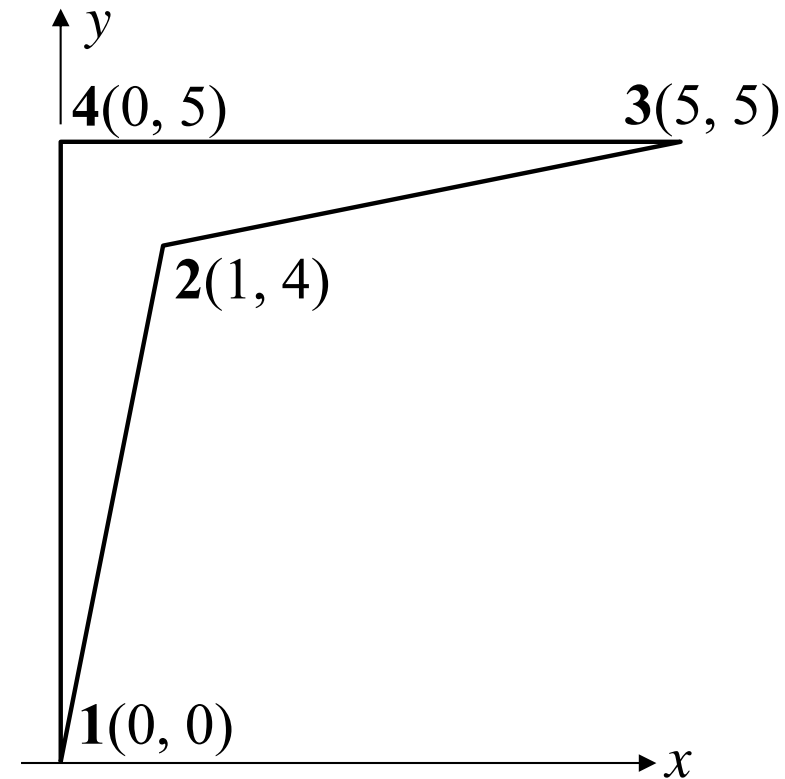
$$x = \sum_{l=1}^4 N_l x_l = \frac{1}{2}(1+s)(3+2t)$$

$$y = \sum_{l=1}^4 N_l y_l = \frac{1}{2}(7+2s+3t-2st)$$

- Jacobian

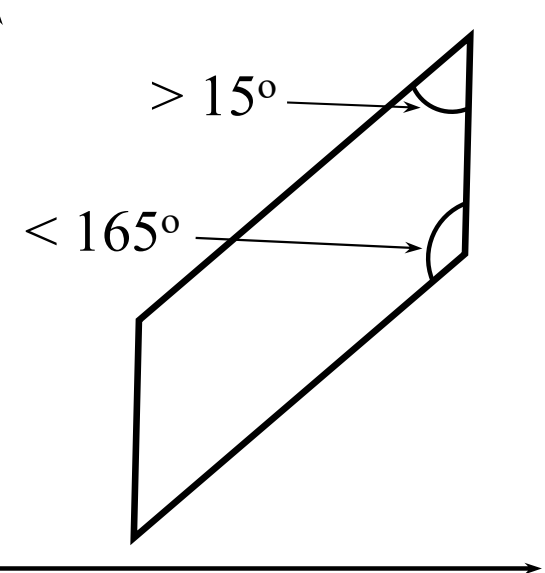
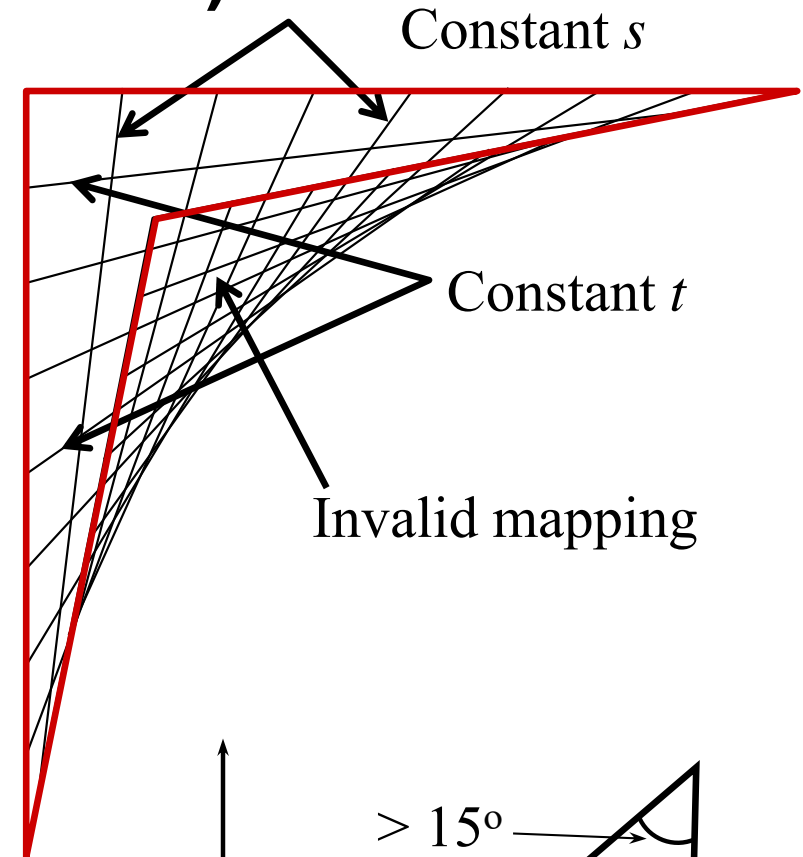
$$|\mathbf{J}| = \frac{1}{4}(5 - 10s + 10t)$$

$$|\mathbf{J}| = 0 \text{ at } 5 - 10s + 10t = 0; \text{ i.e., } s - t = 1/2$$



EXAMPLE 8.3 (JACOBIAN) *cont.*

- In general the element geometry is invalid if the Jacobian is either zero or negative anywhere in the element.
- Problems also arise when the Jacobian matrix is nearly singular either due to round-off errors or due to badly shaped elements.
- To avoid problems due to badly shaped elements, it is suggested that the inside angles in quadrilateral elements be $> 15^\circ$ and $< 165^\circ$



INTERPOLATION

- Displacement Interpolation (8-DOF)

$$\begin{Bmatrix} \mathbf{u} \\ \mathbf{v} \end{Bmatrix} = \begin{bmatrix} \mathbf{N}_1 & 0 & \mathbf{N}_2 & 0 & \mathbf{N}_3 & 0 & \mathbf{N}_4 & 0 \\ 0 & \mathbf{N}_1 & 0 & \mathbf{N}_2 & 0 & \mathbf{N}_3 & 0 & \mathbf{N}_4 \end{bmatrix} \begin{Bmatrix} u_1 \\ v_1 \\ u_2 \\ v_2 \\ u_3 \\ v_3 \\ u_4 \\ v_4 \end{Bmatrix} = [\mathbf{N}]\{\mathbf{q}\}$$

- the interpolation is done in the reference coordinates (s, t)
- The behavior of the element is similar to that of the rectangular element because both of them are based on the bilinear Lagrange interpolation

INTERPOLATION *cont.*

- Strain

$$\{\boldsymbol{\varepsilon}\} = \begin{Bmatrix} \varepsilon_{xx} \\ \varepsilon_{yy} \\ \gamma_{xy} \end{Bmatrix} = \begin{Bmatrix} \partial u / \partial x \\ \partial v / \partial y \\ \partial u / \partial y + \partial v / \partial x \end{Bmatrix} = \begin{bmatrix} 1 & 0 & 0 & 0 \\ 0 & 0 & 0 & 1 \\ 0 & 1 & 1 & 0 \end{bmatrix} \begin{Bmatrix} \partial u / \partial x \\ \partial u / \partial y \\ \partial v / \partial x \\ \partial v / \partial y \end{Bmatrix}$$

$$\begin{Bmatrix} \partial u / \partial x \\ \partial u / \partial y \\ \partial v / \partial x \\ \partial v / \partial y \end{Bmatrix} = \frac{1}{|\mathbf{J}|} \begin{bmatrix} \partial y / \partial t & -\partial y / \partial s & 0 & 0 \\ -\partial x / \partial t & \partial x / \partial s & 0 & 0 \\ 0 & 0 & \partial y / \partial t & -\partial y / \partial s \\ 0 & 0 & -\partial x / \partial t & \partial x / \partial s \end{bmatrix} \begin{Bmatrix} \partial u / \partial s \\ \partial u / \partial t \\ \partial v / \partial s \\ \partial v / \partial t \end{Bmatrix}$$

$$\begin{Bmatrix} \varepsilon_{xx} \\ \varepsilon_{yy} \\ \gamma_{xy} \end{Bmatrix} = \frac{1}{|\mathbf{J}|} \begin{bmatrix} 1 & 0 & 0 & 0 \\ 0 & 0 & 0 & 1 \\ 0 & 1 & 1 & 0 \end{bmatrix} \begin{bmatrix} \partial y / \partial t & -\partial y / \partial s & 0 & 0 \\ -\partial x / \partial t & \partial x / \partial s & 0 & 0 \\ 0 & 0 & \partial y / \partial t & -\partial y / \partial s \\ 0 & 0 & -\partial x / \partial t & \partial x / \partial s \end{bmatrix} \begin{Bmatrix} \partial u / \partial s \\ \partial u / \partial t \\ \partial v / \partial s \\ \partial v / \partial t \end{Bmatrix} \equiv [\mathbf{A}] \begin{Bmatrix} \partial u / \partial s \\ \partial u / \partial t \\ \partial v / \partial s \\ \partial v / \partial t \end{Bmatrix}$$

INTERPOLATION *cont.*

- Strain cont.

$$\begin{Bmatrix} \partial u / \partial s \\ \partial u / \partial t \\ \partial v / \partial s \\ \partial v / \partial t \end{Bmatrix} = \frac{1}{4} \begin{bmatrix} -1+t & 0 & 1-t & 0 & 1+t & 0 & -1-t & 0 \\ -1+s & 0 & -1-s & 0 & 1+s & 0 & 1-s & 0 \\ 0 & -1+t & 0 & 1-t & 0 & 1+t & 0 & -1-t \\ 0 & -1+s & 0 & -1-s & 0 & 1+s & 0 & 1-s \end{bmatrix} \begin{Bmatrix} u_1 \\ v_1 \\ u_2 \\ v_2 \\ u_3 \\ v_3 \\ u_4 \\ v_4 \end{Bmatrix} \equiv [\mathbf{G}]\{\mathbf{q}\}$$

$$\begin{Bmatrix} \epsilon_{xx} \\ \epsilon_{yy} \\ \gamma_{xy} \end{Bmatrix} = [\mathbf{A}] \begin{Bmatrix} \partial u / \partial s \\ \partial u / \partial t \\ \partial v / \partial s \\ \partial v / \partial t \end{Bmatrix} = [\mathbf{A}][\mathbf{G}]\{\mathbf{q}\} \equiv [\mathbf{B}]\{\mathbf{q}\}$$

Strain-displacement matrix

- The expression of $[\mathbf{B}]$ is not readily available because the matrix $[\mathbf{A}]$ involves the inverse of Jacobian matrix
- The strain-displacement matrix $[\mathbf{B}]$ is not constant

EXAMPLE

- $\{u_1, v_1, u_2, v_2, u_3, v_3, u_4, v_4\} = \{0, 0, 1, 0, 2, 1, 0, 2\}$
- Displacement and strain at $(s,t)=(1/3, 0)$?
- Shape Functions

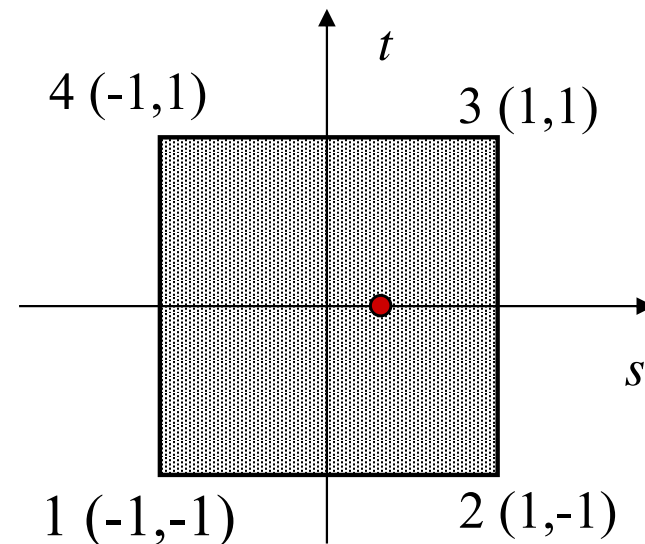
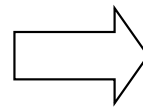
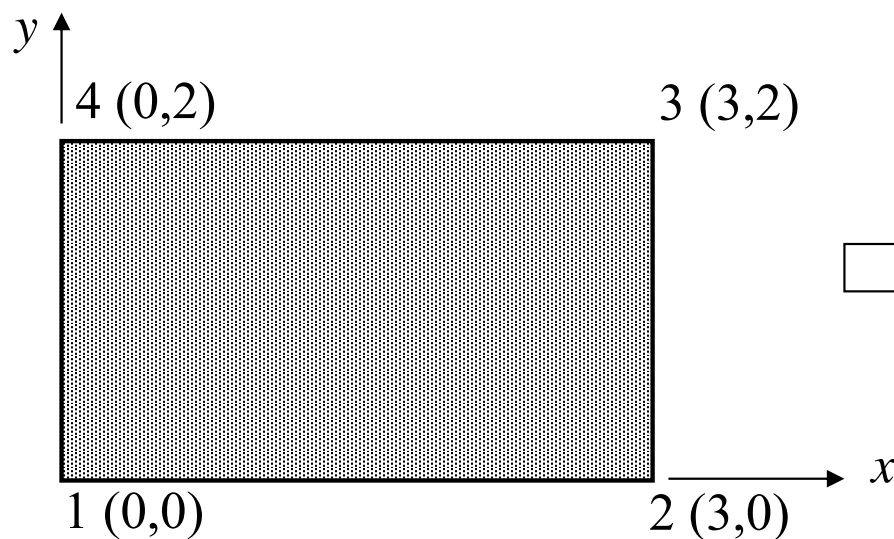
$$N_1(s,t) = \frac{1}{4}(1-s)(1-t)$$

$$N_2(s,t) = \frac{1}{4}(1+s)(1-t)$$

$$N_3(s,t) = \frac{1}{4}(1+s)(1+t)$$

$$N_4(s,t) = \frac{1}{4}(1-s)(1+t)$$

- At $(s,t)=(1/3, 0)$ $N_1 = \frac{1}{6}, \quad N_2 = \frac{1}{3}, \quad N_3 = \frac{1}{3}, \quad N_4 = \frac{1}{6}$



EXAMPLE *cont.*

- Location at the Actual Element

$$\begin{cases} x = \sum_{I=1}^4 N_I x_I = \frac{1}{6} \cdot 0 + \frac{1}{3} \cdot 3 + \frac{1}{3} \cdot 3 + \frac{1}{6} \cdot 0 = 2 \\ y = \sum_{I=1}^4 N_I y_I = \frac{1}{6} \cdot 0 + \frac{1}{3} \cdot 0 + \frac{1}{3} \cdot 2 + \frac{1}{6} \cdot 2 = 1 \end{cases}$$

- Displacement at $(s,t) = (1/3,0)$

$$\begin{cases} u = \sum_{I=1}^4 N_I u_I = \frac{1}{6} \cdot 0 + \frac{1}{3} \cdot 1 + \frac{1}{3} \cdot 2 + \frac{1}{6} \cdot 0 = 1 \\ v = \sum_{I=1}^4 N_I v_I = \frac{1}{6} \cdot 0 + \frac{1}{3} \cdot 0 + \frac{1}{3} \cdot 1 + \frac{1}{6} \cdot 2 = \frac{2}{3} \end{cases}$$

EXAMPLE *cont.*

- Derivatives of the shape functions w.r.t. s and t .

$$\left\{ \begin{array}{l} \frac{\partial N_1}{\partial s} = -\frac{1}{4}(1-t) = -\frac{1}{4} \\ \frac{\partial N_2}{\partial s} = \frac{1}{4}(1-t) = \frac{1}{4} \\ \frac{\partial N_3}{\partial s} = \frac{1}{4}(1+t) = \frac{1}{4} \\ \frac{\partial N_4}{\partial s} = -\frac{1}{4}(1+t) = -\frac{1}{4} \end{array} \right. \quad \left\{ \begin{array}{l} \frac{\partial N_1}{\partial t} = -\frac{1}{4}(1-s) = -\frac{1}{6} \\ \frac{\partial N_2}{\partial t} = -\frac{1}{4}(1+s) = -\frac{1}{3} \\ \frac{\partial N_3}{\partial t} = \frac{1}{4}(1+s) = \frac{1}{3} \\ \frac{\partial N_4}{\partial t} = \frac{1}{4}(1-s) = \frac{1}{6} \end{array} \right.$$

- But, we need the derivatives w.r.t. x and y . How to convert?

EXAMPLE *cont.*

- Jacobian Matrix

$$\left\{ \begin{array}{l} \frac{\partial x}{\partial s} = -\frac{1}{4} \cdot 0 + \frac{1}{4} \cdot 3 + \frac{1}{4} \cdot 3 - \frac{1}{4} \cdot 0 = \frac{3}{2} \\ \frac{\partial y}{\partial s} = -\frac{1}{4} \cdot 0 + \frac{1}{4} \cdot 0 + \frac{1}{4} \cdot 2 - \frac{1}{4} \cdot 2 = 0 \\ \frac{\partial x}{\partial t} = -\frac{1}{6} \cdot 0 - \frac{1}{3} \cdot 3 + \frac{1}{3} \cdot 3 + \frac{1}{6} \cdot 0 = 0 \\ \frac{\partial y}{\partial t} = -\frac{1}{6} \cdot 0 - \frac{1}{3} \cdot 0 + \frac{1}{3} \cdot 2 + \frac{1}{6} \cdot 2 = 1 \end{array} \right.$$

$$[\mathbf{J}] = \begin{bmatrix} \frac{\partial x}{\partial s} & \frac{\partial y}{\partial s} \\ \frac{\partial x}{\partial t} & \frac{\partial y}{\partial t} \end{bmatrix} = \begin{bmatrix} \frac{3}{2} & 0 \\ 0 & 1 \end{bmatrix}, \quad [\mathbf{J}]^{-1} = \begin{bmatrix} \frac{2}{3} & 0 \\ 0 & 1 \end{bmatrix}$$

- Jacobian is positive, and the mapping is valid at this point
- Jacobian matrix is constant throughout the element
- Jacobian matrix only has diagonal components, which means that the physical element is a rectangle

EXAMPLE *cont.*

- Derivative of the shape functions w.r.t. x and y .

$$\begin{cases} \frac{\partial N_i}{\partial s} = \frac{\partial N_i}{\partial x} \frac{\partial x}{\partial s} + \frac{\partial N_i}{\partial y} \frac{\partial y}{\partial s} \\ \frac{\partial N_i}{\partial t} = \frac{\partial N_i}{\partial x} \frac{\partial x}{\partial t} + \frac{\partial N_i}{\partial y} \frac{\partial y}{\partial t} \end{cases} \Rightarrow \begin{Bmatrix} \frac{\partial N_i}{\partial s} \\ \frac{\partial N_i}{\partial t} \end{Bmatrix} = [\mathbf{J}] \begin{Bmatrix} \frac{\partial N_i}{\partial x} \\ \frac{\partial N_i}{\partial y} \end{Bmatrix}$$

$$\begin{Bmatrix} \frac{\partial N_i}{\partial x} \\ \frac{\partial N_i}{\partial y} \end{Bmatrix} = [\mathbf{J}]^{-1} \begin{Bmatrix} \frac{\partial N_i}{\partial s} \\ \frac{\partial N_i}{\partial t} \end{Bmatrix} = \begin{bmatrix} \frac{2}{3} & 0 \\ 0 & 1 \end{bmatrix} \begin{Bmatrix} \frac{\partial N_i}{\partial s} \\ \frac{\partial N_i}{\partial t} \end{Bmatrix} = \begin{Bmatrix} \frac{2}{3} \frac{\partial N_i}{\partial s} \\ \frac{\partial N_i}{\partial t} \end{Bmatrix}$$

- Strain

$$\varepsilon_{xx} = \frac{\partial u}{\partial x} = \sum_{i=1}^4 \frac{\partial N_i}{\partial x} u_i = \sum_{i=1}^4 \frac{2}{3} \frac{\partial N_i}{\partial s} u_i = \frac{2}{3} \left(-\frac{1}{4} \cdot 0 + \frac{1}{4} \cdot 1 + \frac{1}{4} \cdot 2 - \frac{1}{4} \cdot 0 \right) = \frac{1}{2}$$

$$\varepsilon_{yy} = \frac{\partial v}{\partial y} = \sum_{i=1}^4 \frac{\partial N_i}{\partial y} v_i = \sum_{i=1}^4 \frac{\partial N_i}{\partial t} v_i = -\frac{1}{6} \cdot 0 - \frac{1}{3} \cdot 0 + \frac{1}{3} \cdot 1 + \frac{1}{6} \cdot 2 = \frac{2}{3}$$

FINITE ELEMENT EQUATION

- Element stiffness matrix from strain energy expression

$$\begin{aligned}U^{(e)} &= \frac{h}{2} \iint_A \{\boldsymbol{\varepsilon}\}^T [\mathbf{C}] \{\boldsymbol{\varepsilon}\} dA^{(e)} \\&= \frac{h}{2} \{\mathbf{q}^{(e)}\}^T \iint_A [\mathbf{B}]_{8 \times 3}^T [\mathbf{C}]_{3 \times 3} [\mathbf{B}]_{3 \times 8} dA \{\mathbf{q}^{(e)}\} \\&\equiv \frac{1}{2} \{\mathbf{q}^{(e)}\}^T [\mathbf{k}^{(e)}]_{8 \times 8} \{\mathbf{q}^{(e)}\}\end{aligned}$$

- $[\mathbf{k}^{(e)}]$ is the element stiffness matrix
- Integration domain is a general quadrilateral shape
- Displacement–strain matrix $[\mathbf{B}]$ is written in (s, t) coordinates
- we can perform the integration in the reference element

$$[\mathbf{k}^{(e)}] = h \iint_A [\mathbf{B}]^T [\mathbf{C}] [\mathbf{B}] dA \equiv h \int_{-1}^1 \int_{-1}^1 [\mathbf{B}]^T [\mathbf{C}] [\mathbf{B}] |\mathbf{J}| ds dt$$

$$dA = |\mathbf{J}| ds dt$$

7.4 NUMERICAL INTEGRATION

NUMERICAL INTEGRATION

- Stiffness matrix and distributed load calculations involve integration over the domain
- In many cases, analytical integration is very difficult
- Numerical integration based on Gauss Quadrature is commonly used in finite element programs
- Gauss Quadrature:

$$I = \int_{-1}^1 f(s) ds \approx \sum_{i=1}^n w_i f(s_i)$$

- Integral is evaluated using function values and weights.
- s_i : Gauss integration points, w_i : integration weights
- $f(s_i)$: function value at the Gauss point
- n : number of integration points.

NUMERICAL INTEGRATION *cont.*

- Constant Function: $f(s) = 4$
 - Use one integration point $s_1 = 0$ and weight $w_1 = 2$

$$I = \int_{-1}^1 4 ds = w_1 f(s_1) = 2 \times 4 = 8$$

- The numerical integration is exact.

- Linear Function: $f(s) = 2s + 1$
 - Use one integration point $s_1 = 0$ and weight $w_1 = 2$

$$I = \int_{-1}^1 (2s + 1) ds = w_1 f(s_1) = 2 \times 1 = 2$$

- The numerical integration is exact.

- One-point Gauss Quadrature can integrate constant and linear functions exactly.

NUMERICAL INTEGRATION *cont.*

- Quadratic Function: $f(s) = 3s^2 + 2s + 1$
 - Let's use one-point Gauss Quadrature

$$I = \int_{-1}^1 (3s^2 + 2s + 1)ds = 4$$

$$w_1 f(s_1) = 2 \times 1 = 2$$

- One-point integration is not accurate for quadratic function
- Let's use two-point integration with $w_1 = w_2 = 1$ and $-s_1 = s_2 = 1/\sqrt{3}$

$$w_1 f(s_1) + w_2 f(s_2) = 1 \times f\left(-\frac{1}{\sqrt{3}}\right) + 1 \times f\left(\frac{1}{\sqrt{3}}\right)$$

$$= 3 \times \frac{1}{3} - \frac{2}{\sqrt{3}} + 1 + 3 \times \frac{1}{3} + \frac{2}{\sqrt{3}} + 1 = 4$$

- Gauss Quadrature points and weights are selected such that n integration points can integrate $(2n - 1)$ -order polynomial exactly.

NUMERICAL INTEGRATION *cont.*

- Gauss Quadrature Points and Weights

n	Integration Points (s_i)	Weights (w_i)	Exact for polynomial of degree
1	0.0	2.0	1
2	± 0.5773502692	1.0	3
3	± 0.7745966692 0.0	.5555555556 .8888888889	5
4	± 0.8611363116 ± 0.3399810436	.3478546451 .6521451549	7
5	± 0.9061798459 ± 0.5384693101 0.0	.2369268851 .4786286705 .5688888889	9

$$\sqrt{\frac{1}{3}} = 0.5773502692$$

$$\sqrt{\frac{3}{5}} = 0.7745966692$$

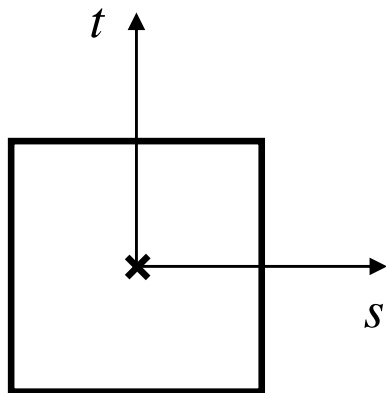
NUMERICAL INTEGRATION *cont.*

- 2-Dimensional Integration

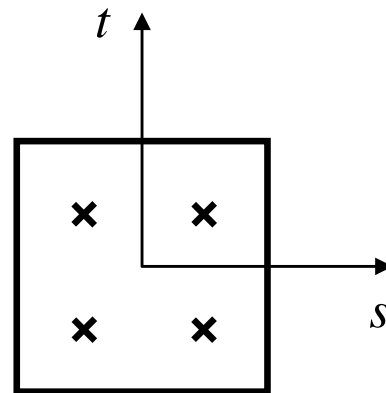
- multiplying two one-dimensional Gauss integration formulas

$$I = \int_{-1}^1 \int_{-1}^1 f(s,t) ds dt \approx \int_{-1}^1 \sum_{i=1}^m w_i f(s_i, t) dt = \sum_{j=1}^n \sum_{i=1}^m w_i w_j f(s_i, t_j)$$

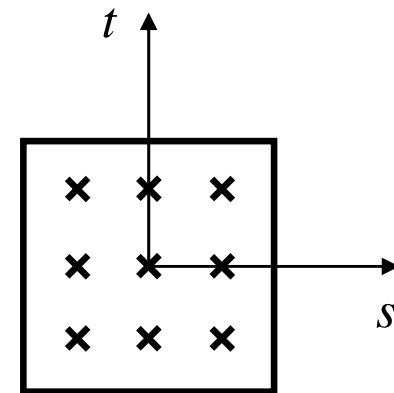
- Total number of integration points = $m \times n$.



(a) 1×1



(b) 2×2



(c) 3×3

NUMERICAL INTEGRATION EXAMPLE

- Integrate the following polynomial:

$$I = \int_{-1}^1 (8x^7 + 7x^6) dx = 2$$

- One-point formula

$$s_1 = 0, \quad f(s_1) = 0, \quad w_1 = 2$$

$$I = w_1 f(s_1) = 2 \times 0 = 0$$

- Two-point formula

$$s_1 = -.577, \quad f(s_1) = 8(-.577)^7 + 7(-.577)^6 = .0882, \quad w_1 = 1$$

$$s_2 = .577, \quad f(s_2) = 8(.577)^7 + 7(.577)^6 = .4303, \quad w_2 = 1$$

$$I = w_1 f(x_1) + w_2 f(x_2) = .0882 + .4303 = .5185$$

NUMERICAL INTEGRATION EXAMPLE *cont.*

- 3-point formula

$$s_1 = -.577, \quad f(s_1) = 8(-.577)^7 + 7(-.577)^6 = .0882, \quad w_1 = 1$$

$$s_2 = .577, \quad f(s_2) = 8(.577)^7 + 7(.577)^6 = .4303, \quad w_2 = 1$$

$$I = w_1 f(s_1) + w_2 f(s_2) = .0882 + .4303 = .5185$$

- 4-point formula

$$s_1 = -.8611, \quad f(s_1) = .0452, \quad w_1 = .3479$$

$$s_2 = -.3400, \quad f(s_2) = .0066, \quad w_2 = .6521$$

$$s_3 = .3400, \quad f(s_3) = .0150, \quad w_3 = .6521$$

$$s_4 = .8611, \quad f(s_4) = 5.6638, \quad w_4 = .3479$$

$$I = w_1 f(s_1) + w_2 f(s_2) + w_3 f(s_3) + w_4 f(s_4) = 2.0$$

- 4-point formula yields the exact solution. Why?

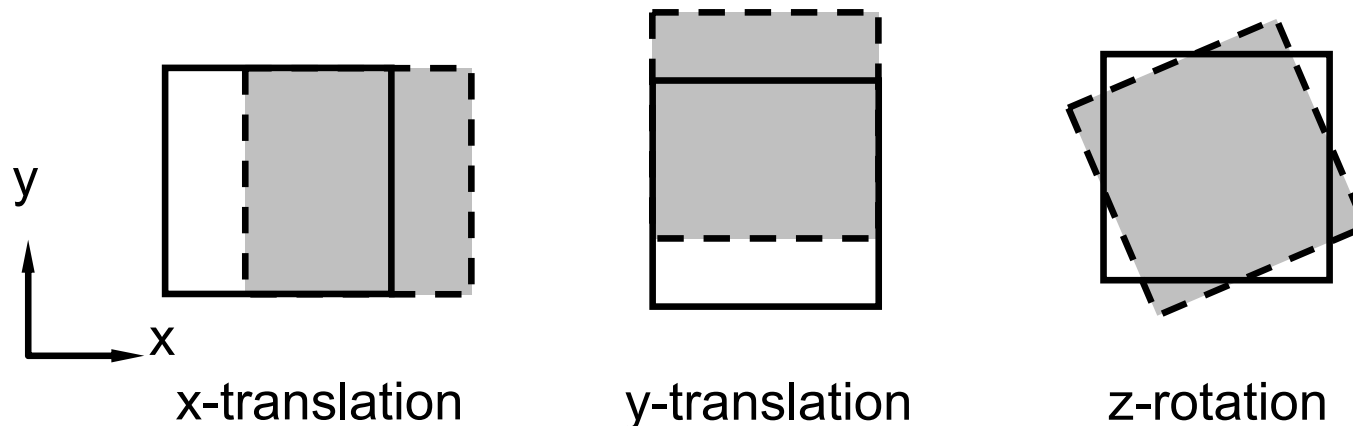
NUMERICAL INTEGRATION

- Application to Stiffness Matrix Integral

$$[\mathbf{k}^{(e)}] = h \int_{-1}^1 \int_{-1}^1 [\mathbf{B}]^T [\mathbf{C}] [\mathbf{B}] |\mathbf{J}| ds dt$$
$$\approx h \sum_{i=1}^2 \sum_{j=1}^2 w_i w_j [\mathbf{B}(s_i, t_j)]^T [\mathbf{C}] [\mathbf{B}(s_i, t_j)] |\mathbf{J}(s_i, t_j)|$$

Extra Zero-Energy Modes

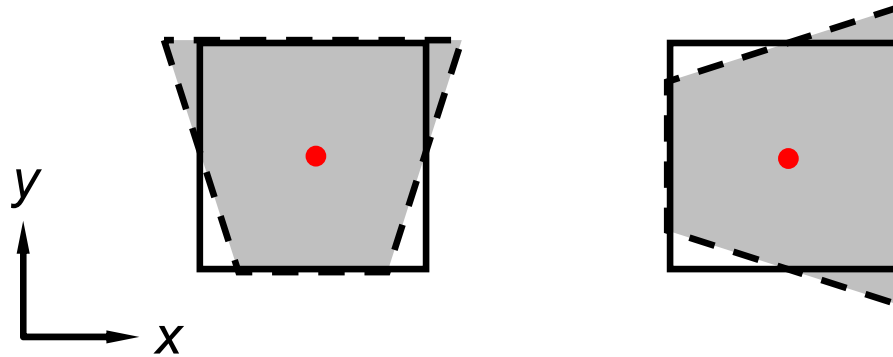
- Element deforms without changing strain energy (Something must be wrong here!)
- Only rigid-body motions without changing strain energy



- Why do extra-zero energy modes occur?
 - The order of numerical integration is not appropriate
 - Numerical integration can't catch the difference in deformation

Extra Zero-Energy Modes

- Ex) 1x1 Gauss quadrature for rectangular element



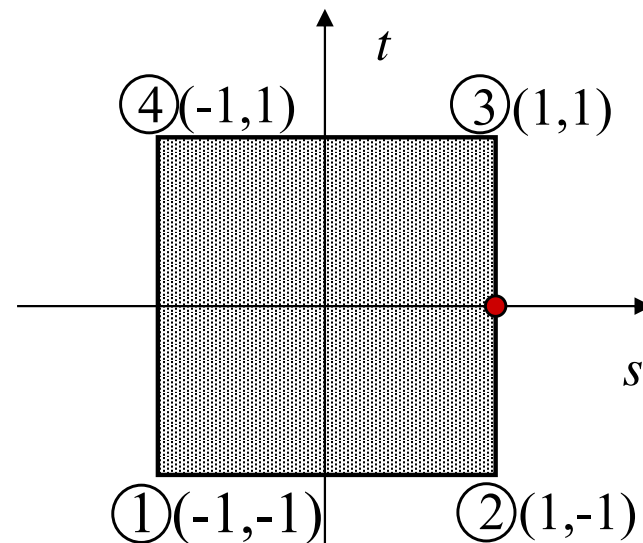
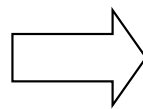
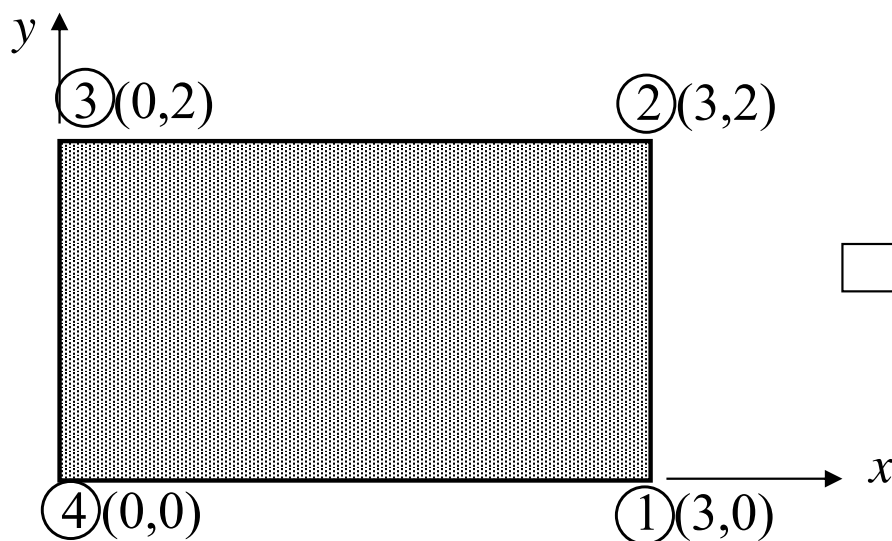
- The center point does not move!!
- How to find zero-energy modes?
 - Element stiffness matrix should have 3 rigid-body modes(2D) or 6(3D)
 - The same number of zero eigenvalues
 - 1x1 Gauss quadrature will yield 5 zero eigenvalues (2 extra zero-energy modes!!)

Exercise

- For the isoparametric element shown in the figure, (1) write the Jacobian matrix (you can calculate it based on its shape) and (2) calculate strains ε_{xx} , ε_{yy} , γ_{xy} at $(s,t) = (1,0)$ when nodal displacements are $\{\mathbf{q}\} = \{0.1, -0.1, 0, -0.1, 0, 0, 0.1, 0\}^T$.

$$N_1(s,t) = \frac{1}{4}(1-s)(1-t), \quad N_2(s,t) = \frac{1}{4}(1+s)(1-t)$$

$$N_3(s,t) = \frac{1}{4}(1+s)(1+t), \quad N_4(s,t) = \frac{1}{4}(1-s)(1+t)$$

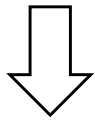


7.5 HIGHER-ORDER QUADRILATERAL ELEMENT

9-Node Lagrange Element

- Interpolation scheme

$$u(s, t) = a_1 + a_2s + a_3t + a_4st + a_5s^2 + a_6t^2 + a_7s^2t + a_8t^2s + a_9s^2t^2$$



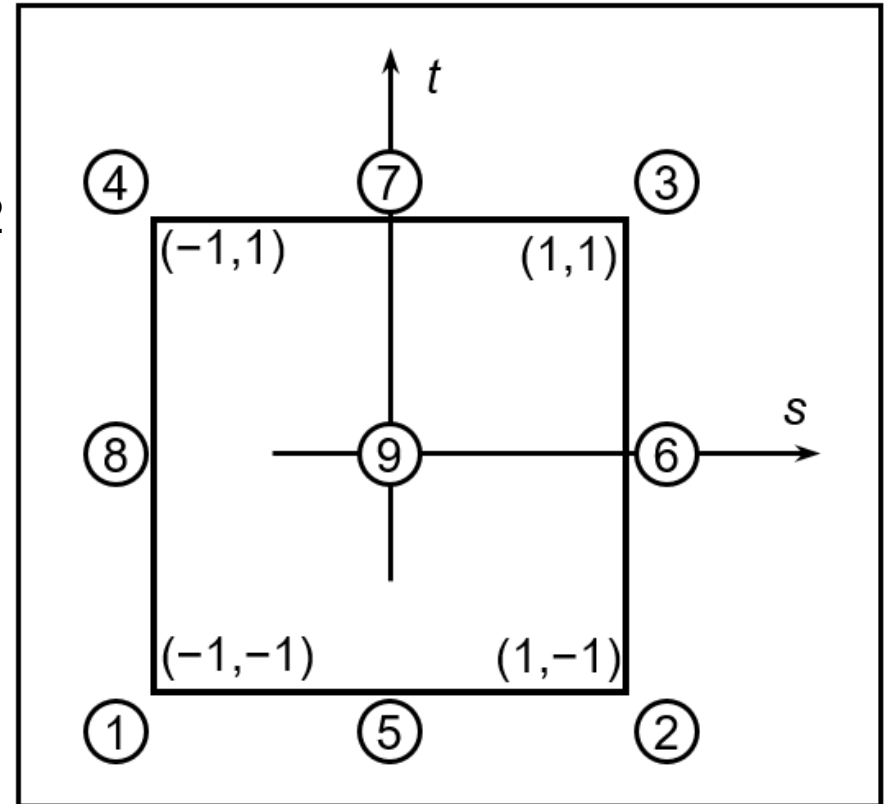
$$u(s, t) = \sum_{i=1}^9 N_i(s, t) u_i$$

$$N_1(s, t) = \frac{1}{4} st(1 - s)(1 - t)$$

$$N_2(s, t) = -\frac{1}{4} st(1 + s)(1 - t)$$

$$N_3(s, t) = \frac{1}{4} st(1 + s)(1 + t)$$

$$N_4(s, t) = -\frac{1}{4} st(1 - s)(1 + t)$$



9-Node Lagrange Element

$$N_1(s, t) = \frac{1}{4}st(1-s)(1-t)$$

$$N_2(s, t) = -\frac{1}{4}st(1+s)(1-t)$$

$$N_3(s, t) = \frac{1}{4}st(1+s)(1+t)$$

$$N_4(s, t) = -\frac{1}{4}st(1-s)(1+t)$$

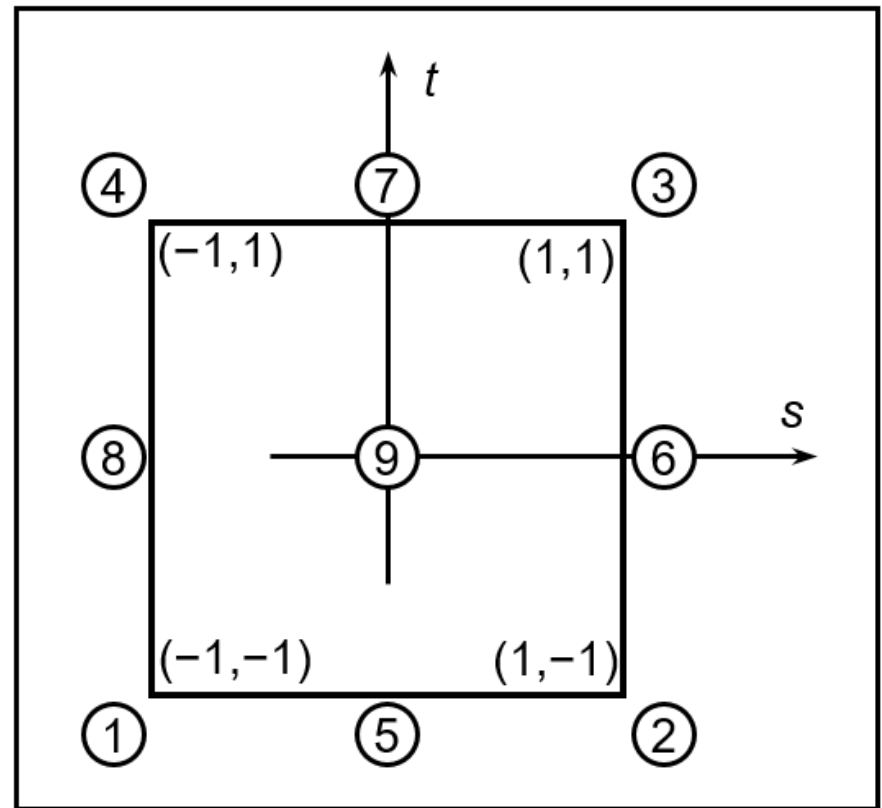
$$N_5(s, t) = \frac{1}{2}t(1-s^2)(1-t)$$

$$N_6(s, t) = \frac{1}{2}s(1-t^2)(1+s)$$

$$N_7(s, t) = \frac{1}{2}t(1-s^2)(1+t)$$

$$N_8(s, t) = \frac{1}{2}s(1-t^2)(1-s)$$

$$N_9(s, t) = (1-s^2)(1-t^2)$$



8-Node Serendipity Element

$$N_5(s, t) = \frac{1}{2}(1 - s^2)(1 - t)$$

$$N_6(s, t) = \frac{1}{2}(1 - t^2)(1 + s)$$

$$N_7(s, t) = \frac{1}{2}(1 - s^2)(1 + t)$$

$$N_8(s, t) = \frac{1}{2}(1 - t^2)(1 - s)$$

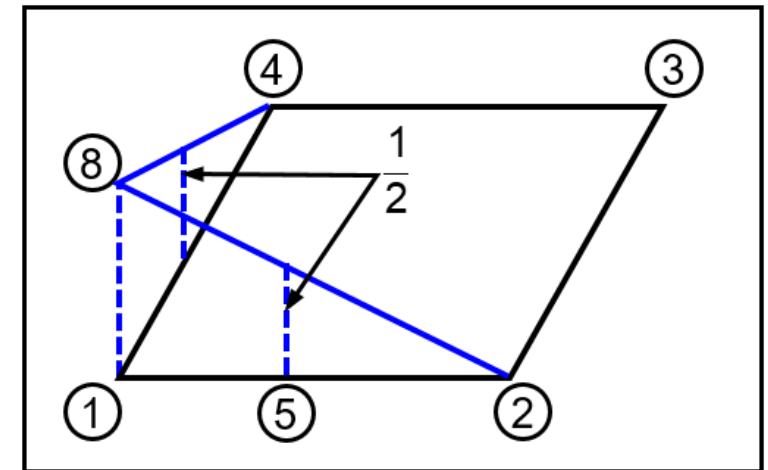
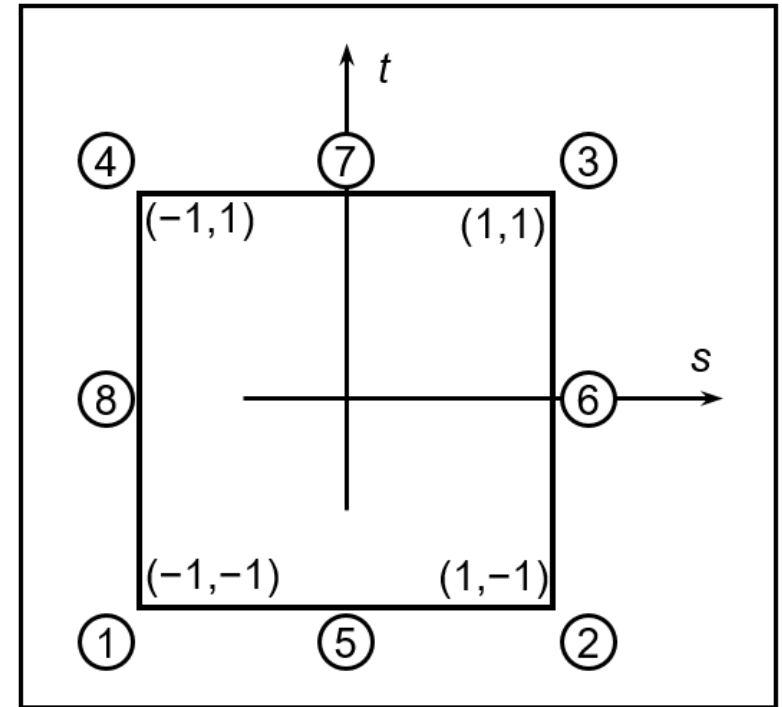
$$N_1(s, t) = \frac{1}{4}(1 - s)(1 - t) - \frac{1}{2}N_5(s, t) - \frac{1}{2}N_8(s, t)$$

$$N_1(s, t) = -\frac{1}{4}(1 - s)(1 - t)(s + t + 1)$$

$$N_2(s, t) = \frac{1}{4}(1 + s)(1 - t)(s - t - 1)$$

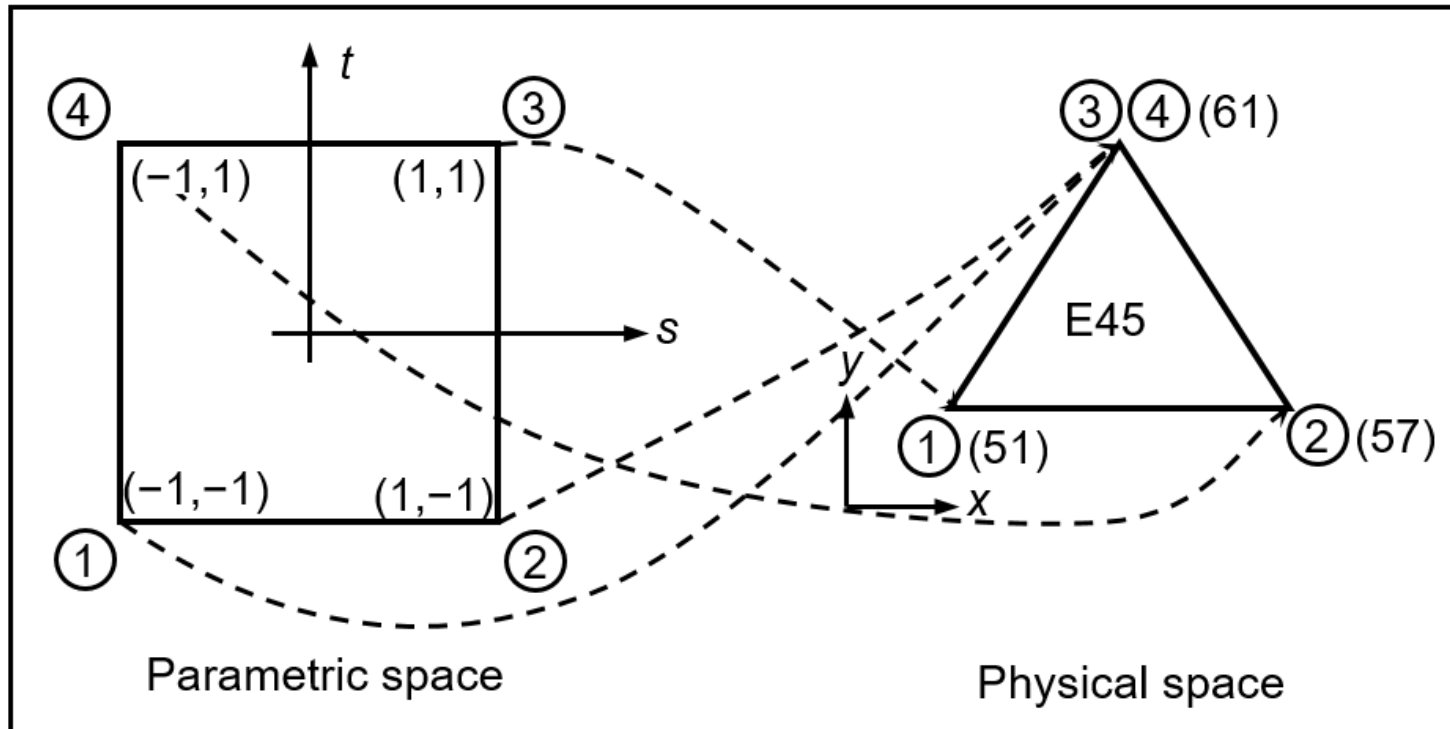
$$N_3(s, t) = \frac{1}{4}(1 + s)(1 + t)(s + t - 1)$$

$$N_4(s, t) = \frac{1}{4}(1 - s)(1 + t)(t - s - 1)$$



7.6 TRIANGULAR ELEMENT

Collapsed 4-Node Quadrilateral Element



$$T(s, t) = N_1(s, t)T_1 + N_2(s, t)T_2 + (N_3(s, t) + N_4(s, t))T_3$$

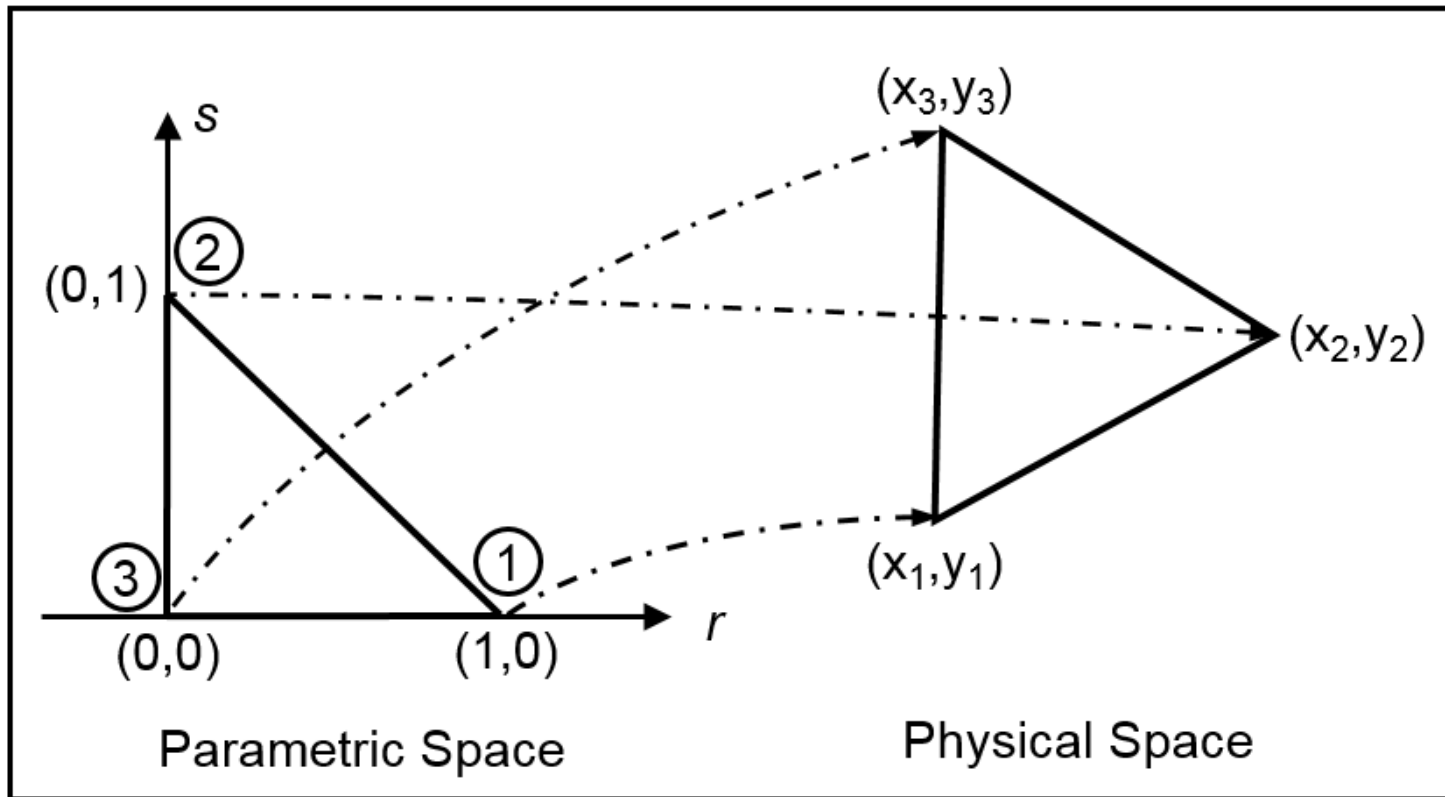
$$= N_1(s, t)T_1 + N_2(s, t)T_2 + N'_3(s, t)T_3$$

$$N_1 = \frac{1}{4}(1 - s)(1 - t)$$

$$N_2 = \frac{1}{4}(1 + s)(1 - t)$$

$$N'_3 = N_3 + N_4 = \frac{1}{2}(1 + t)$$

3-Node Linear Triangular Element

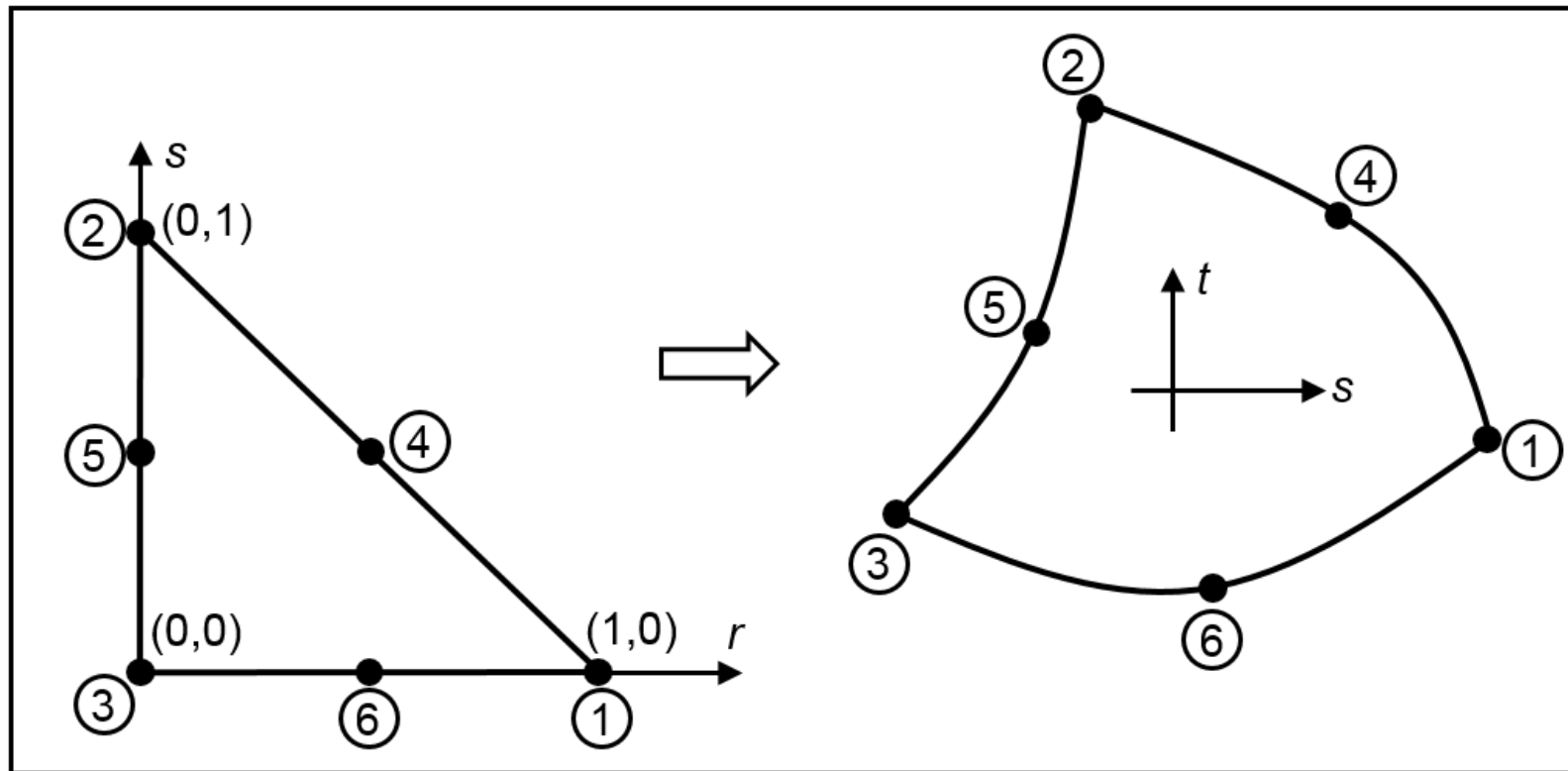


$$N_1 = r$$

$$N_2 = s$$

$$N_3 = 1 - r - s = t$$

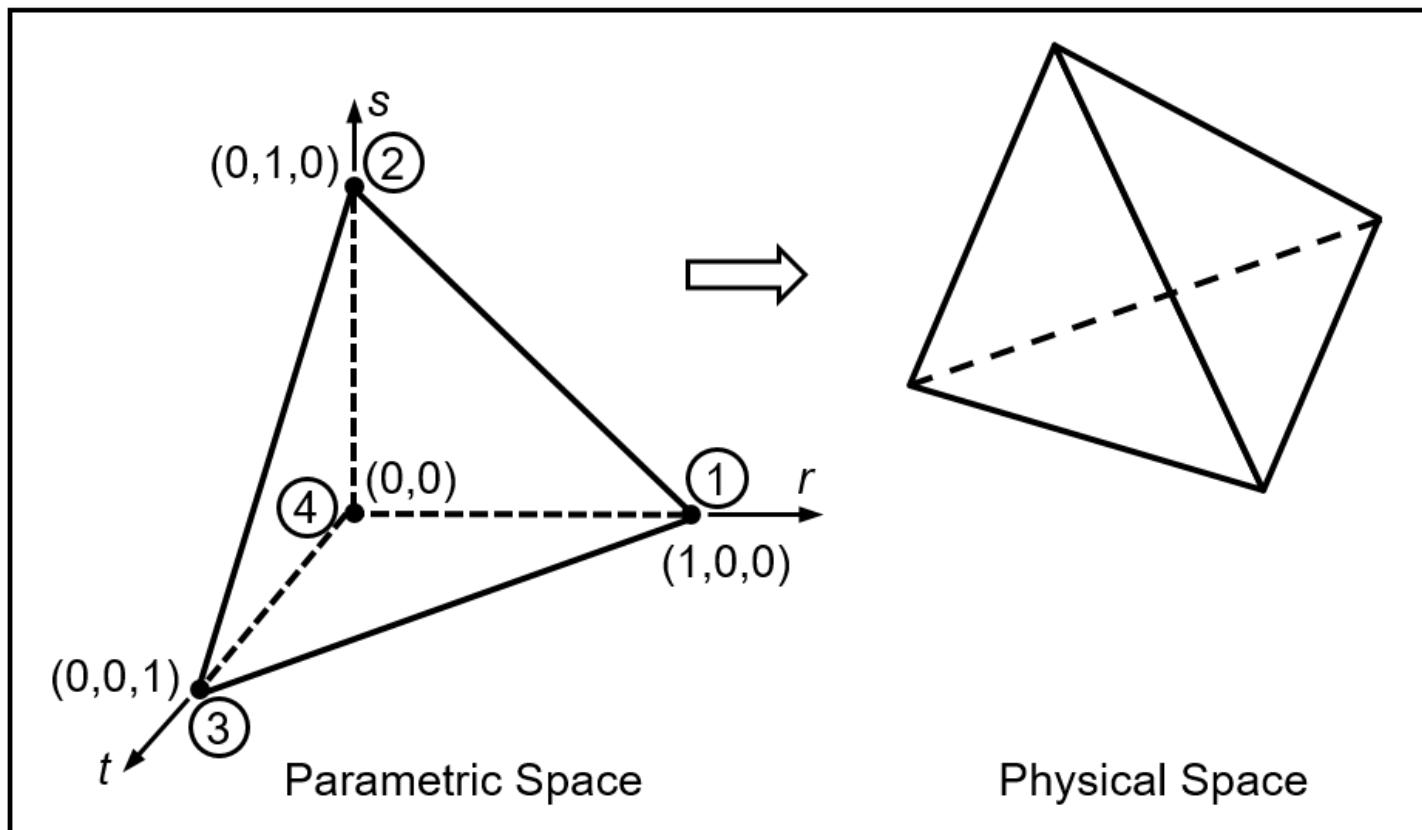
6-Node Quadratic Triangular Element



$$\left\{ \begin{array}{l} N_1(r, s, t) = r(2r - 1) \\ N_2(r, s, t) = s(2s - 1) \\ N_3(r, s, t) = t(2t - 1) \\ N_4(r, s, t) = 4rs \\ N_5(r, s, t) = 4st \\ N_6(r, s, t) = 4rt \end{array} \right.$$

7.8 3D SOLID ELEMENT

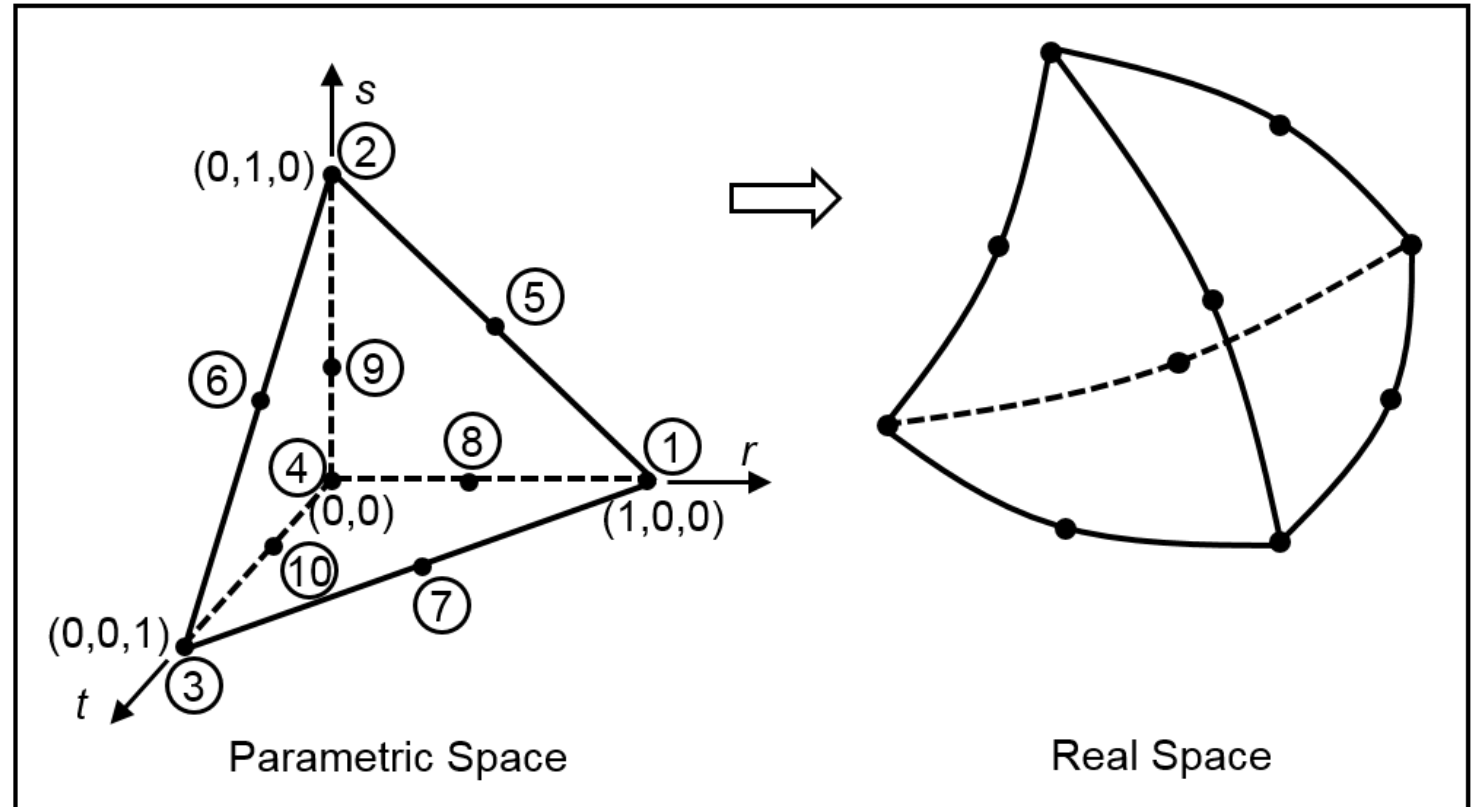
4-Node Tetrahedral Element



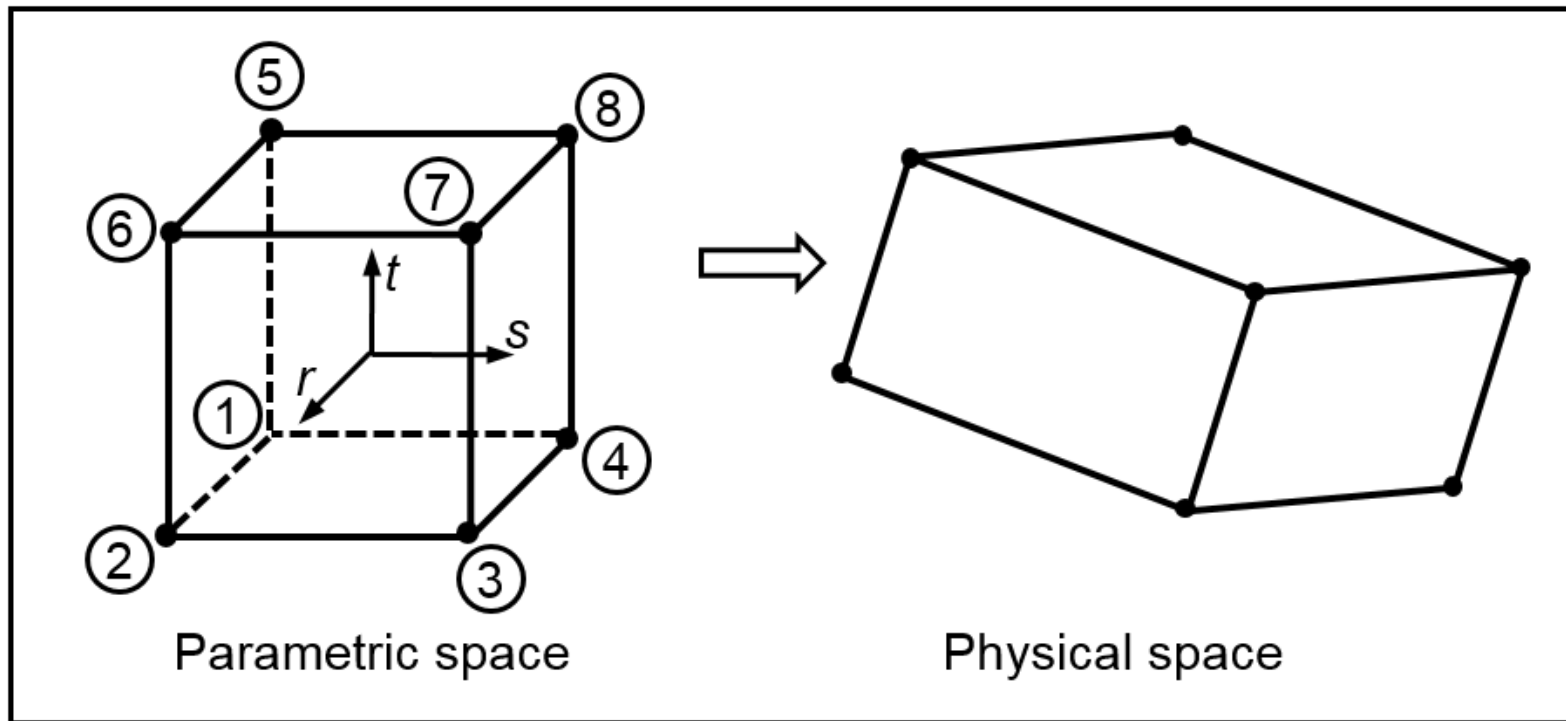
$$\begin{cases} N_1 = r \\ N_2 = s \\ N_3 = t \\ N_4 = 1 - r - s - t \end{cases}$$

10-Node (Quadratic) Tetrahedral Element

$$\left\{ \begin{array}{l} N_1 = r(2r - 1) \\ N_2 = s(2s - 1) \\ N_3 = t(2t - 1) \\ N_4 = u(2u - 1) \\ N_5 = 4rs \\ N_6 = 4st \\ N_7 = 4rt \\ N_8 = 4ru \\ N_9 = 4su \\ N_{10} = 4tu \end{array} \right.$$



8-Node Hexahedral (Brick Element)



$$N_i(r, s, t) = \frac{1}{8}(1 + r_i r)(1 + s_i s)(1 + t_i t)$$