



CHAP 2

Nonlinear Finite Element Analysis Procedures

Nam-Ho Kim



UF UNIVERSITY of
FLORIDA

Goals

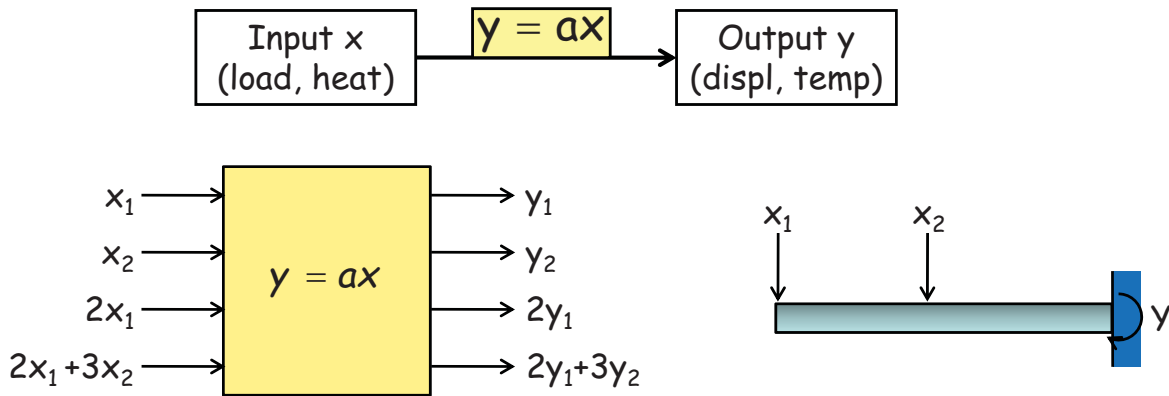
- What is a nonlinear problem?
- How is a nonlinear problem different from a linear one?
- What types of nonlinearity exist?
- How to understand stresses and strains
- How to formulate nonlinear problems
- How to solve nonlinear problems
- When does nonlinear analysis experience difficulty?

Nonlinear Structural Problems

- What is a nonlinear structural problem?
 - **Everything** except for linear structural problems
 - Need to understand linear problems first

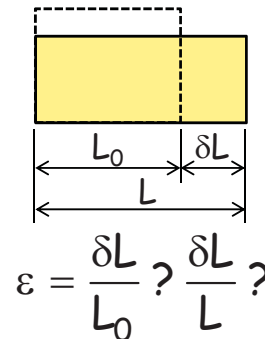
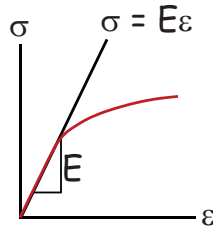
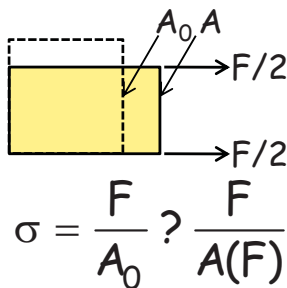
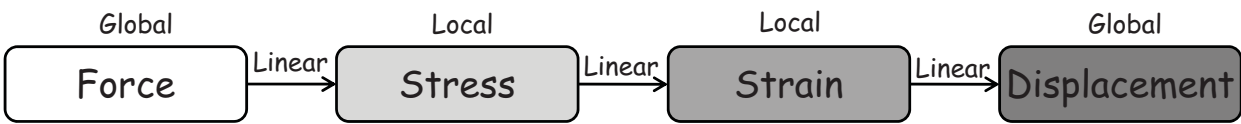
- What is linearity?

$$A(\alpha u + \beta w) = \alpha A(u) + \beta A(w)$$



- Example: fatigue analysis

What is a linear structural problem?

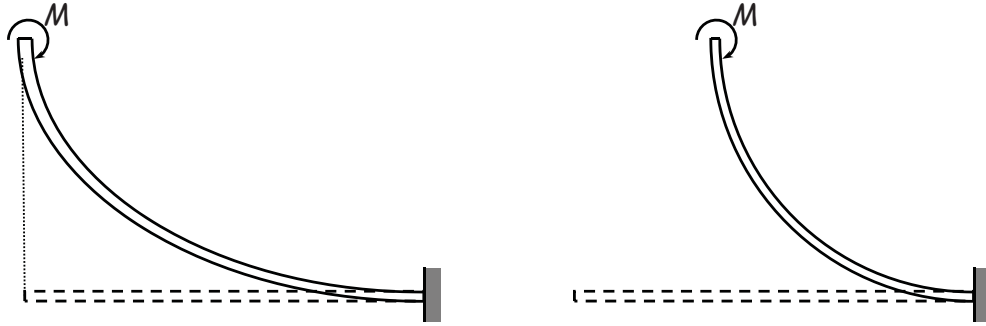


$$F = \sigma A_0 = A_0 E \epsilon = \frac{A_0 E}{L_0} \delta L$$

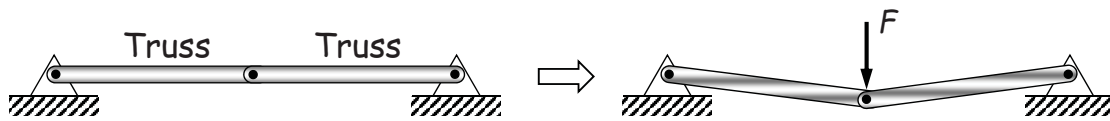
- **Linearity is an approximation**
- Assumptions:
 - Infinitesimal strain (<0.2%)
 - Infinitesimal displacement
 - Small rotation
 - Linear stress-strain relation

Observations in linear problems

- Which one will happen?



- Will this happen?



5



What types of nonlinearity exist?

It is at every stage of analysis

Linear vs. Nonlinear Problems

- Linear Problem:

- Infinitesimal deformation: $\varepsilon_{ij} = \frac{1}{2} \left(\frac{\partial u_i}{\partial x_j} + \frac{\partial u_j}{\partial x_i} \right)$
- Linear stress-strain relation: $\sigma = \mathbf{D} : \varepsilon$
- Constant displacement BCs
- Constant applied forces

Constant

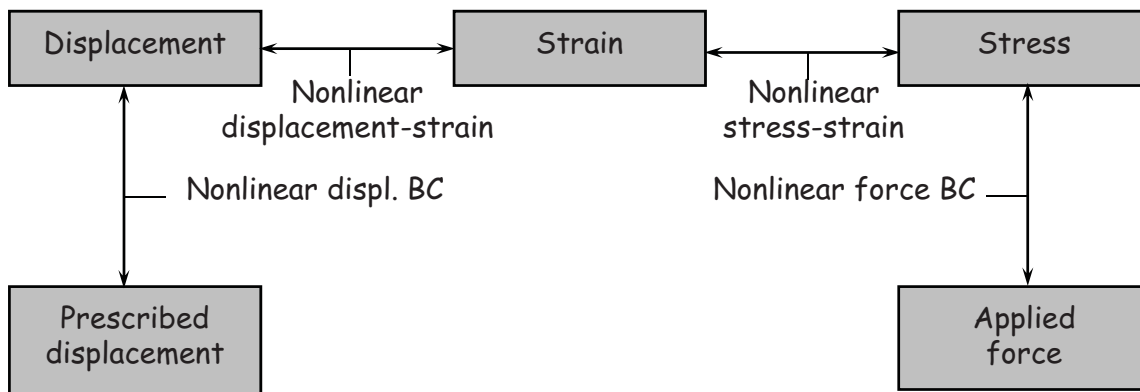
Undeformed coord.

- Nonlinear Problem:

- Everything except for linear problems!
- Geometric nonlinearity: nonlinear strain-displacement relation
- Material nonlinearity: nonlinear constitutive relation
- Kinematic nonlinearity: Non-constant displacement BCs, contact
- Force nonlinearity: follow-up loads

7

Nonlinearities in Structural Problems

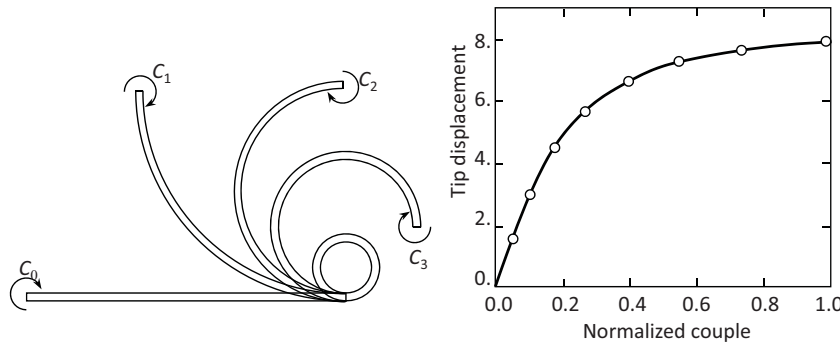


- More than one nonlinearity can exist at the same time

8

Geometric Nonlinearity

- Relations among kinematic quantities (i.e., displacement, rotation and strains) are nonlinear



- Displacement-strain relation

- Linear: $\varepsilon(x) = \frac{du}{dx}$
- Nonlinear: $E(x) = \frac{du}{dx} + \frac{1}{2} \left(\frac{du}{dx} \right)^2$

When du/dx is small

$$\left(\frac{du}{dx} \right)^2 \ll \frac{du}{dx}$$

H.O.T. can be ignored

$$\varepsilon(x) \approx E(x)$$

9

Geometric Nonlinearity cont.

- Displacement-strain relation

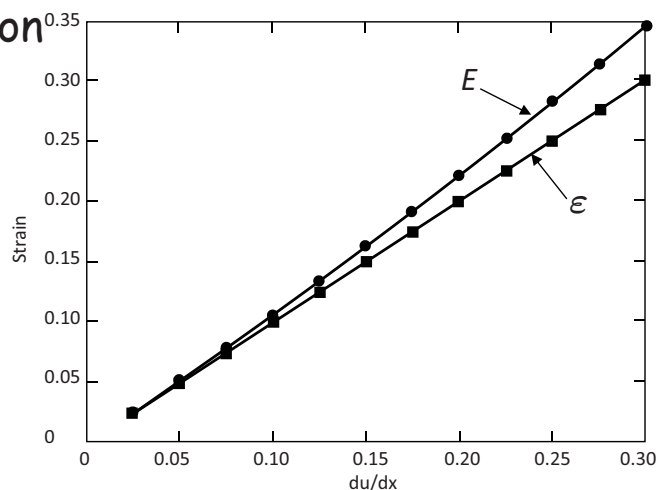
- E has a higher-order term
- $(du/dx) \ll 1 \rightarrow \varepsilon(x) \sim E(x)$.

- Domain of integration

- Undeformed domain Ω_0
- Deformed domain Ω_x

$$a(\mathbf{u}, \bar{\mathbf{u}}) = \iint_{\Omega} \varepsilon(\bar{\mathbf{u}}) : \sigma(\mathbf{u}) d\Omega$$

Deformed domain is unknown



10

Material Nonlinearity

- Linear (elastic) material

$$\{\sigma\} = [D]\{\varepsilon\}$$

- Only for infinitesimal deformation

- Nonlinear (elastic) material

More generally, $\{\sigma\} = \{f(\varepsilon)\}$

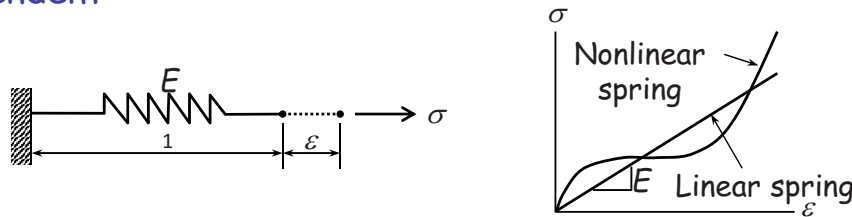
- $[D]$ is not a constant but depends on deformation

- Stress by differentiating strain energy density U $\sigma = \frac{dU}{d\varepsilon}$

- Linear material:

$$U = \frac{1}{2} E \varepsilon^2 \quad \sigma = \frac{dU}{d\varepsilon} = E \varepsilon$$

- Stress is a function of strain (deformation): **potential, path independent**

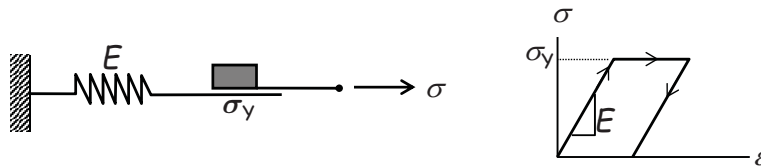


Linear and nonlinear elastic spring models

Material Nonlinearity cont.

- Elasto-plastic material (energy dissipation occurs)

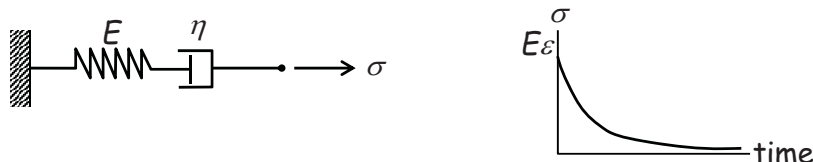
- Friction plate only support stress up to σ_y
- Stress cannot be determined from stress alone
- History of loading path is required: path-dependent



Elasto-plastic spring model

- Visco-elastic material

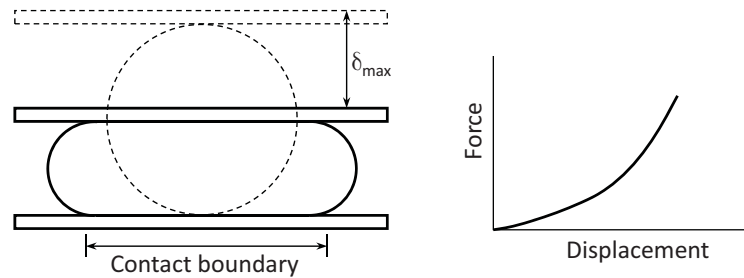
- Time-dependent behavior
- Creep, relaxation



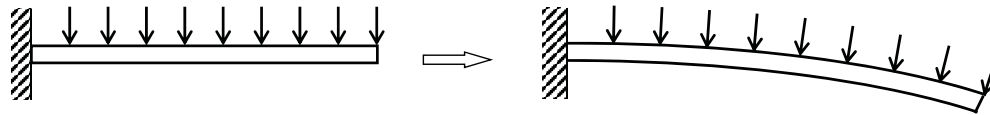
Visco-elastic spring model

Boundary and Force Nonlinearities

- Nonlinear displacement BC (kinematic nonlinearity)
 - Contact problems, displacement dependent conditions



- Nonlinear force BC (Kinetic nonlinearity)



13

Mild vs. Rough Nonlinearity

- **Mild** Nonlinear Problems
 - Continuous, **history-independent** nonlinear relations between stress and strain
 - Nonlinear elasticity, Geometric nonlinearity, and deformation-dependent loads
- **Rough** Nonlinear Problems
 - Equality and/or inequality constraints in constitutive relations
 - **History-dependent** nonlinear relations between stress and strain
 - Elastoplasticity and contact problems

14

Nonlinear Finite Element Equations

- Equilibrium between internal and external forces

$$P(d) = F(d)$$

↑ ↑
Stress Loads
Strain

Linear problems
 $[K]\{d\} = \{F\}$

- Kinetic and kinematic nonlinearities
 - Appears on the boundary
 - Handled by displacements and forces (global, explicit)
 - Relatively easy to understand (Not easy to implement though)
- Material & geometric nonlinearities
 - Appears in the domain
 - Depends on **stresses** and **strains** (local, implicit)

15



Solution Procedure

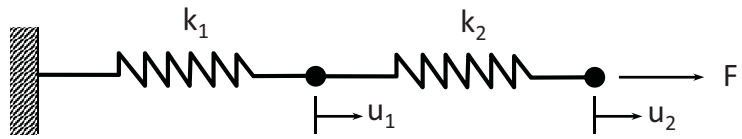
We can only solve for linear problems ...

16

Example - Nonlinear Springs

- Spring constants

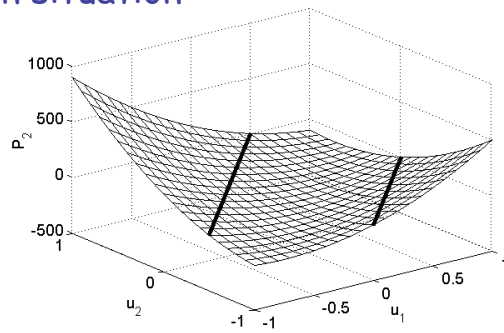
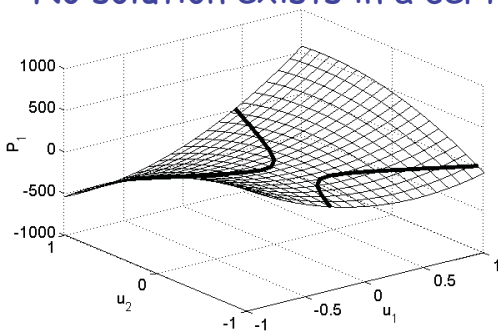
- $k_1 = 50 + 500u_1$
 - $k_2 = 100 + 200u_2$



- Governing equation

$$\begin{cases} 300u_1^2 + 400u_1u_2 - 200u_2^2 + 150u_1 - 100u_2 = 0 & P_1 \\ 200u_1^2 - 400u_1u_2 + 200u_2^2 - 100u_1 + 100u_2 = 100 & P_2 \end{cases}$$

- Solution is in the intersection between two zero contours
- Multiple solutions may exist
- No solution exists in a certain situation



17

Solution Procedure

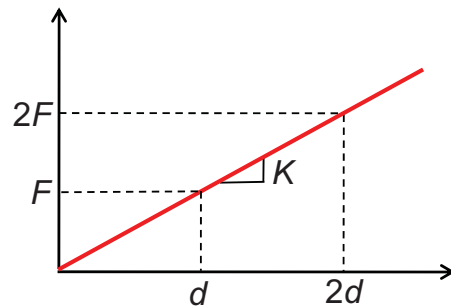
- Linear Problems

$$\mathbf{K} \cdot \mathbf{d} = \mathbf{F} \quad \text{or} \quad P(\mathbf{d}) = \mathbf{F}$$

- Stiffness matrix \mathbf{K} is constant

$$P(\mathbf{d}_1 + \mathbf{d}_2) = P(\mathbf{d}_1) + P(\mathbf{d}_2)$$

$$P(\alpha \mathbf{d}) = \alpha P(\mathbf{d}) = \alpha \mathbf{F}$$

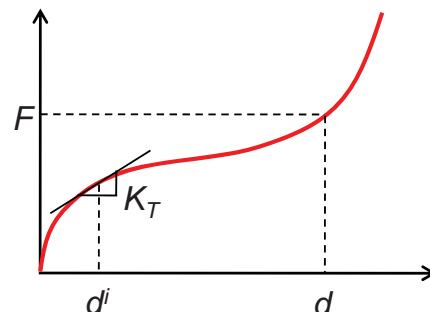


- If the load is doubled, displacement is doubled, too
- **Superposition** is possible

- Nonlinear Problems

$$P(\mathbf{d}) = \mathbf{F}, \quad P(2\mathbf{d}) \neq 2\mathbf{F}$$

- How to find \mathbf{d} for a given \mathbf{F} ?



Incremental Solution Procedure

18

Newton-Raphson Method

- Most popular method
- Assume d^i at i -th iteration is known
- Looking for d^{i+1} from first-order Taylor series expansion

$$P(d^{i+1}) \approx P(d^i) + K_T^i(d^i) \cdot \Delta d^i = F$$

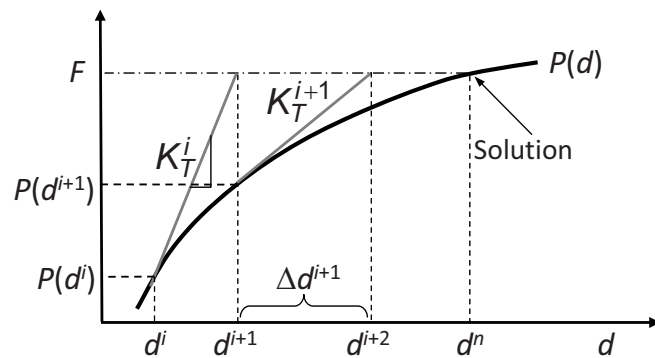
- $K_T^i(d^i) \equiv \left(\frac{\partial P}{\partial d} \right)^i$: **Jacobian matrix or Tangent stiffness matrix**

- **Solve for incremental solution**

$$K_T^i \Delta d^i = F - P(d^i)$$

- **Update solution**

$$d^{i+1} = d^i + \Delta d^i$$



19

N-R Method cont.

- **Observations:**
 - **Second-order convergence** near the solution (Fastest method!)

- Tangent stiffness $K_T^i(d^i)$ is not constant

$$\lim_{n \rightarrow \infty} \frac{|u_{\text{exact}} - u_{n+1}|}{|u_{\text{exact}} - u_n|^2} = c$$

- The matrix equation solves for incremental displacement Δd^i

- RHS is not a force but a **residual force** $R^i \equiv F - P(d^i)$

- Iteration stops when $\text{conv} < \text{tolerance}$

$$\text{conv} = \frac{\sum_{j=1}^n (R_j^{i+1})^2}{1 + \sum_{j=1}^n (F_j)^2} \quad \text{Or,} \quad \text{conv} = \frac{\sum_{j=1}^n (\Delta u_j^{i+1})^2}{1 + \sum_{j=1}^n (\Delta u_j^0)^2}$$

20

N-R Algorithm

1. Set tolerance = 0.001, $k = 0$, $\text{max_iter} = 20$, and initial estimate $u = u_0$
2. Calculate residual $R = f - P(u)$
3. Calculate conv. If $\text{conv} < \text{tolerance}$, stop
4. If $k > \text{max_iter}$, stop with error message
5. Calculate Jacobian matrix K_T
6. If the determinant of K_T is zero, stop with error message
7. Calculate solution increment Δu
8. Update solution by $u = u + \Delta u$
9. Set $k = k + 1$
10. Go to Step 2

21

Example - N-R Method

$$P(\mathbf{d}) \equiv \begin{Bmatrix} d_1 + d_2 \\ d_1^2 + d_2^2 \end{Bmatrix} = \begin{Bmatrix} 3 \\ 9 \end{Bmatrix} \equiv \mathbf{F} \quad \mathbf{d}^0 = \begin{Bmatrix} 1 \\ 5 \end{Bmatrix} \quad P(\mathbf{d}^0) = \begin{Bmatrix} 6 \\ 26 \end{Bmatrix}$$

$$K_T = \frac{\partial P}{\partial \mathbf{d}} = \begin{bmatrix} 1 & 1 \\ 2d_1 & 2d_2 \end{bmatrix} \quad \mathbf{R}^0 = \mathbf{F} - P(\mathbf{d}^0) = \begin{Bmatrix} -3 \\ -17 \end{Bmatrix}$$

• Iteration 1

$$\begin{bmatrix} 1 & 1 \\ 2 & 10 \end{bmatrix} \begin{Bmatrix} \Delta d_1^0 \\ \Delta d_2^0 \end{Bmatrix} = \begin{Bmatrix} -3 \\ -17 \end{Bmatrix} \quad \Rightarrow \quad \begin{Bmatrix} \Delta d_1^0 \\ \Delta d_2^0 \end{Bmatrix} = \begin{Bmatrix} -1.625 \\ -1.375 \end{Bmatrix}$$

$$\mathbf{d}^1 = \mathbf{d}^0 + \Delta \mathbf{d}^0 = \begin{Bmatrix} -0.625 \\ 3.625 \end{Bmatrix}$$

$$\mathbf{R}^1 = \mathbf{F} - P(\mathbf{d}^1) = \begin{Bmatrix} 0 \\ -4.531 \end{Bmatrix}$$

22

Example - N-R Method cont.

- Iteration 2

$$\begin{bmatrix} 1 & 1 \\ -1.25 & 7.25 \end{bmatrix} \begin{Bmatrix} \Delta d_1^1 \\ \Delta d_2^1 \end{Bmatrix} = \begin{Bmatrix} 0 \\ -4.531 \end{Bmatrix} \Rightarrow \begin{Bmatrix} \Delta d_1^1 \\ \Delta d_2^1 \end{Bmatrix} = \begin{Bmatrix} 0.533 \\ -0.533 \end{Bmatrix}$$

$$\mathbf{d}^2 = \mathbf{d}^1 + \Delta \mathbf{d}^1 = \begin{Bmatrix} -0.092 \\ 3.092 \end{Bmatrix} \quad \mathbf{R}^2 = \mathbf{F} - \mathbf{P}(\mathbf{d}^2) = \begin{Bmatrix} 0 \\ -0.568 \end{Bmatrix}$$

- Iteration 3

$$\begin{bmatrix} 1 & 1 \\ -0.184 & 6.184 \end{bmatrix} \begin{Bmatrix} \Delta d_1^2 \\ \Delta d_2^2 \end{Bmatrix} = \begin{Bmatrix} 0 \\ -0.568 \end{Bmatrix} \Rightarrow \begin{Bmatrix} \Delta d_1^2 \\ \Delta d_2^2 \end{Bmatrix} = \begin{Bmatrix} 0.089 \\ -0.089 \end{Bmatrix}$$

$$\mathbf{d}^3 = \mathbf{d}^2 + \Delta \mathbf{d}^2 = \begin{Bmatrix} -0.003 \\ 3.003 \end{Bmatrix} \quad \mathbf{R}^3 = \mathbf{F} - \mathbf{P}(\mathbf{d}^3) = \begin{Bmatrix} 0 \\ -0.016 \end{Bmatrix}$$

23

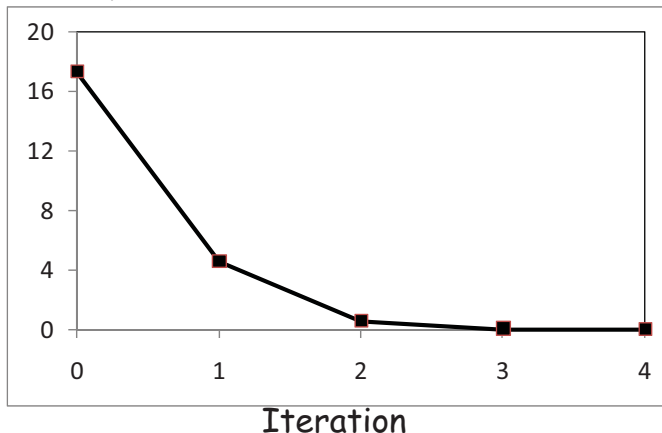
Example - N-R Method cont.

- Iteration 4

$$\begin{bmatrix} 1 & 1 \\ -0.005 & 6.005 \end{bmatrix} \begin{Bmatrix} \Delta d_1^3 \\ \Delta d_2^3 \end{Bmatrix} = \begin{Bmatrix} 0 \\ -0.016 \end{Bmatrix} \Rightarrow \begin{Bmatrix} \Delta d_1^3 \\ \Delta d_2^3 \end{Bmatrix} = \begin{Bmatrix} 0.003 \\ -0.003 \end{Bmatrix}$$

$$\mathbf{d}^4 = \mathbf{d}^3 + \Delta \mathbf{d}^3 = \begin{Bmatrix} -0.000 \\ 3.000 \end{Bmatrix} \quad \mathbf{R}^4 = \mathbf{F} - \mathbf{P}(\mathbf{d}^4) = \begin{Bmatrix} 0 \\ 0 \end{Bmatrix}$$

Residual



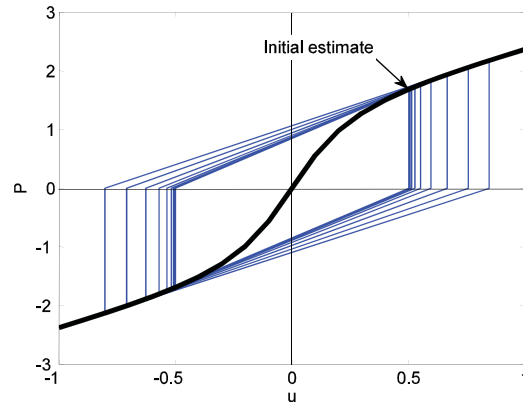
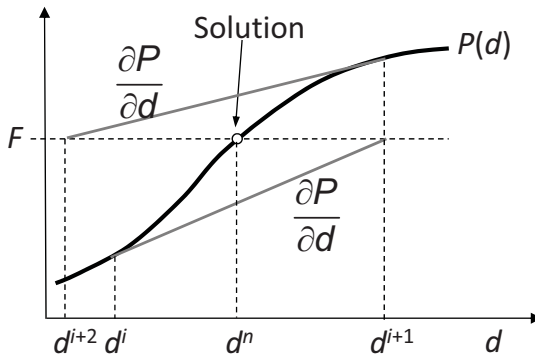
Iter	R
0	17.263
1	4.531
2	0.016
3	0.0

Quadratic convergence

24

When N-R Method Does Not Converge

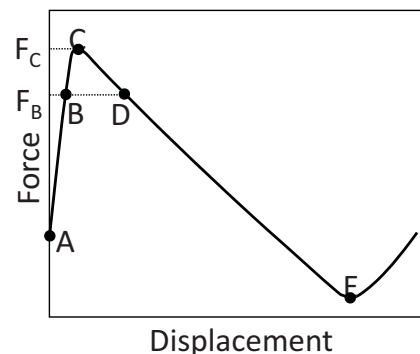
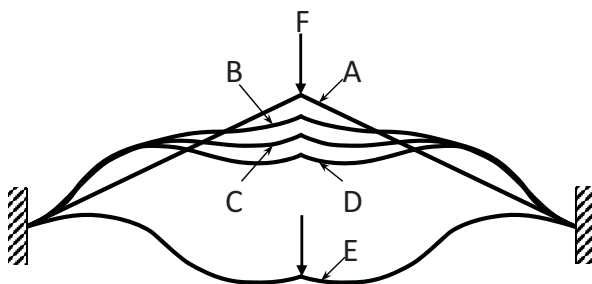
- Difficulties
 - Convergence is not always guaranteed
 - Automatic load step control and/or line search techniques are often used
 - Difficult/expensive to calculate $K_T^i(d^i)$



25

When N-R Method Does Not Converge cont.

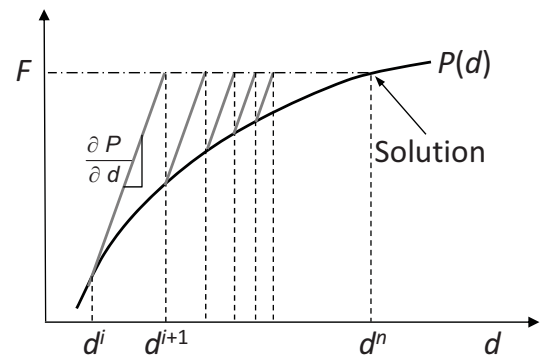
- Convergence difficulty occurs when
 - Jacobian matrix is not positive-definite
 - P.D. Jacobian: in order to increase displ., force must be increased
 - Bifurcation & snap-through require a special algorithm



26

Modified N-R Method

- Constructing $K_T^i(d^i)$ and solving $K_T^i \Delta d^i = R^i$ is expensive
- Computational Costs (Let the matrix size be $N \times N$)
 - L-U factorization $\sim N^3$
 - Forward/backward substitution $\sim N$
- Use L-U factorized $K_T^i(d^i)$ repeatedly
- More iteration is required, but each iteration is fast
- More stable than N-R method
- Hybrid N-R method



27

Example - Modified N-R Method

- Solve the same problem using modified N-R method

$$P(\mathbf{d}) \equiv \begin{Bmatrix} d_1 + d_2 \\ d_1^2 + d_2^2 \end{Bmatrix} = \begin{Bmatrix} 3 \\ 9 \end{Bmatrix} \equiv \mathbf{F} \quad \mathbf{d}^0 = \begin{Bmatrix} 1 \\ 5 \end{Bmatrix} \quad P(\mathbf{d}^0) = \begin{Bmatrix} 6 \\ 26 \end{Bmatrix}$$

$$K_T = \frac{\partial P}{\partial \mathbf{d}} = \begin{bmatrix} 1 & 1 \\ 2d_1 & 2d_2 \end{bmatrix} \quad \mathbf{R}^0 = \mathbf{F} - P(\mathbf{d}^0) = \begin{Bmatrix} -3 \\ -17 \end{Bmatrix}$$

- Iteration 1

$$\begin{bmatrix} 1 & 1 \\ 2 & 10 \end{bmatrix} \begin{Bmatrix} \Delta d_1^0 \\ \Delta d_2^0 \end{Bmatrix} = \begin{Bmatrix} -3 \\ -17 \end{Bmatrix} \quad \Rightarrow \quad \begin{Bmatrix} \Delta d_1^0 \\ \Delta d_2^0 \end{Bmatrix} = \begin{Bmatrix} -1.625 \\ -1.375 \end{Bmatrix}$$

$$\mathbf{d}^1 = \mathbf{d}^0 + \Delta \mathbf{d}^0 = \begin{Bmatrix} -0.625 \\ 3.625 \end{Bmatrix} \quad \mathbf{R}^1 = \mathbf{F} - P(\mathbf{d}^1) = \begin{Bmatrix} 0 \\ -4.531 \end{Bmatrix}$$

28

Example - Modified N-R Method cont.

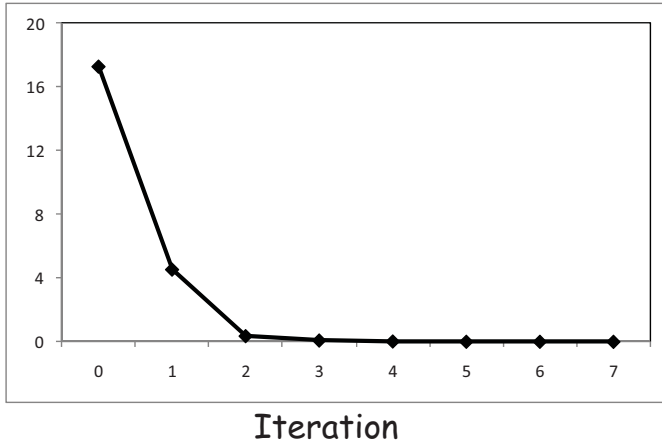
- Iteration 2

$$\begin{bmatrix} 1 & 1 \\ 2 & 10 \end{bmatrix} \begin{Bmatrix} \Delta d_1^1 \\ \Delta d_2^1 \end{Bmatrix} = \begin{Bmatrix} 0 \\ -4.531 \end{Bmatrix} \Rightarrow \begin{Bmatrix} \Delta d_1^1 \\ \Delta d_2^1 \end{Bmatrix} = \begin{Bmatrix} 0.566 \\ -0.566 \end{Bmatrix}$$

$$\mathbf{d}^2 = \mathbf{d}^1 + \Delta \mathbf{d}^1 = \begin{Bmatrix} -0.059 \\ 3.059 \end{Bmatrix}$$

$$\mathbf{R}^2 = \mathbf{F} - \mathbf{P}(\mathbf{d}^2) = \begin{Bmatrix} 0 \\ -0.358 \end{Bmatrix}$$

Residual



Iter	R
0	17.263
1	4.5310
2	0.3584
3	0.0831
4	0.0204
5	0.0051
6	0.0013
7	0.0003

29

Incremental Secant Method

- Secant matrix

- Instead of using tangent stiffness, **approximate it** using the solution from the previous iteration

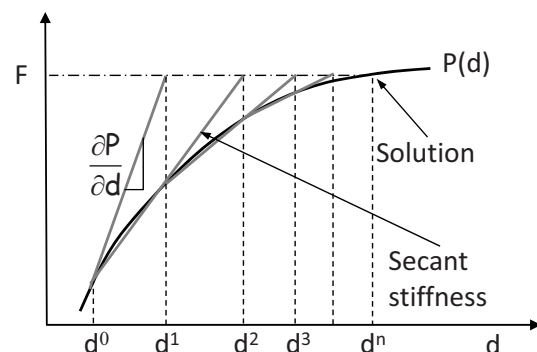
- At i-th iteration

$$\mathbf{K}_s^i \Delta \mathbf{d}^i = \mathbf{F} - \mathbf{P}(\mathbf{d}^i)$$

- The secant matrix satisfies

$$\mathbf{K}_s^i \cdot (\mathbf{d}^i - \mathbf{d}^{i-1}) = \mathbf{P}(\mathbf{d}^i) - \mathbf{P}(\mathbf{d}^{i-1})$$

- Not a unique process in high dimension



- Start from initial \mathbf{K}_T matrix, iteratively update it**

- Rank-1 or rank-2 update
- The textbook has Broyden's algorithm (Rank-1 update)
- Here we will discuss BFGS method (Rank-2 update)

30

Incremental Secant Method cont.

- BFGS (Broyden, Fletcher, Goldfarb and Shanno) method
 - Stiffness matrix must be symmetric and positive-definite

$$\Delta \mathbf{d}^i = [\mathbf{K}_s^i]^{-1} \{ \mathbf{F} - \mathbf{P}(\mathbf{d}^i) \} \equiv [\mathbf{H}_s^i] \{ \mathbf{F} - \mathbf{P}(\mathbf{d}^i) \}$$

- Instead of updating \mathbf{K} , update \mathbf{H} (saving computational time)

$$\mathbf{H}_s^i = (\mathbf{I} + \mathbf{w}^i \mathbf{v}^i \mathbf{T}) \mathbf{H}_s^{i-1} (\mathbf{I} + \mathbf{w}^i \mathbf{v}^i \mathbf{T})$$

$$\mathbf{v}^i = \mathbf{R}^{i-1} \left(1 - \frac{(\Delta \mathbf{d}^{i-1})^T (\mathbf{R}^{i-1} - \mathbf{R}^i)}{(\Delta \mathbf{d}^i)^T \mathbf{R}^{i-1}} \right) - \mathbf{R}^i$$

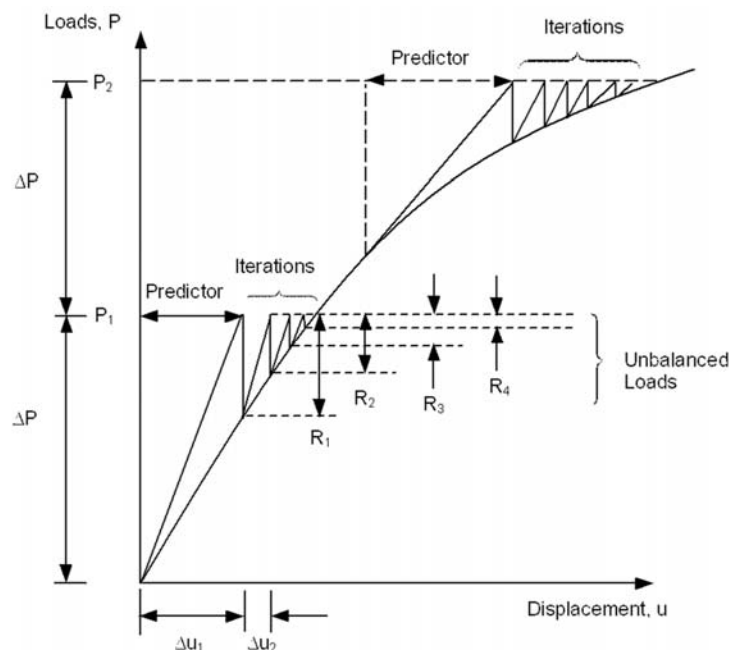
$$\mathbf{w}^i = \frac{\Delta \mathbf{d}^{i-1}}{(\Delta \mathbf{d}^{i-1})^T (\mathbf{R}^{i-1} - \mathbf{R}^i)}$$

- Become unstable when the No. of iterations is increased

31

Incremental Force Method

- N-R method converges fast if the initial estimate is close to the solution
- Solid mechanics: initial estimate = undeformed shape
- Convergence difficulty occurs when the applied load is large (deformation is large)
- IFM: apply loads in increments. Use the solution from the previous increment as an initial estimate
- Commercial programs call it "Load Increment" or "Time Increment"



Incremental Force Method cont.

- Load increment does not have to be uniform
 - Critical part has smaller increment size
- Solutions in the intermediate load increments
 - History of the response can provide insight into the problem
 - Estimating the bifurcation point or the critical load
 - Load increments greatly affect the accuracy in path-dependent problems

33

Load Increment in Commercial Software

- Use "Time" to represent load level
 - In a static problem, "Time" means a pseudo-time
 - Required Starting time, (T_{start}), Ending time (T_{end}) and increment
 - Load is gradually increased from zero at T_{start} and full load at T_{end}
 - Load magnitude at load increment T^n :

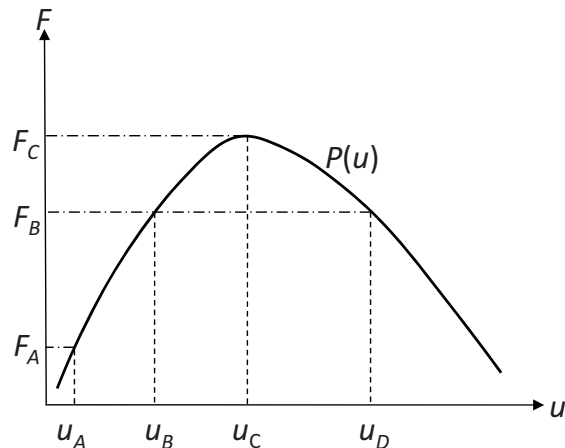
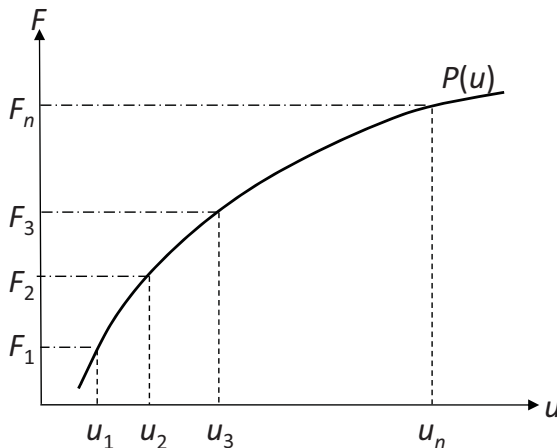
$$F^n = \frac{T^n - T_{start}}{T_{end} - T_{start}} F \quad T^n = n \times \Delta T \leq T_{end}$$

- Automatic time stepping
 - Increase/decrease next load increment based on the number of convergence iteration at the current load
 - User provide initial load increment, minimum increment, and maximum increment
 - Bisection of load increment when not converged

34

Force Control vs. Displacement Control

- Force control: gradually increase applied forces and find equilibrium configuration
- Displ. control: gradually increase prescribed displacements
 - Applied load can be calculated as a reaction
 - More stable than force control.
 - Useful for softening, contact, snap-through, etc.



35

Nonlinear Solution Steps

1. Initialization: $\mathbf{d}^0 = \mathbf{0}$; $i = 0$
2. Residual Calculation $\mathbf{R}^i = \mathbf{F} - \mathbf{P}(\mathbf{d}^i)$
3. Convergence Check (If converged, stop)
4. Linearization
 - Calculate tangent stiffness $\mathbf{K}_T^i(\mathbf{d}^i)$
5. Incremental Solution:
 - Solve $\mathbf{K}_T^i(\mathbf{d}^i)\Delta\mathbf{d}^i = \mathbf{R}^i$
6. State Determination
 - Update displacement and stress

$$\mathbf{d}^{i+1} = \mathbf{d}^i + \Delta\mathbf{d}^i$$

$$\boldsymbol{\sigma}^{i+1} = \boldsymbol{\sigma}^i + \Delta\boldsymbol{\sigma}^i$$
7. Go To Step 2

36

Nonlinear Solution Steps cont.

- State determination
 - For a given displ \mathbf{d}^k , determine current state (strain, stress, etc)

$$\mathbf{u}^k(\mathbf{x}) = \mathbf{N}(\mathbf{x}) \cdot \mathbf{d}^k \quad \boldsymbol{\varepsilon}^k = \mathbf{B} \cdot \mathbf{d}^k \quad \boldsymbol{\sigma}^k = \mathbf{f}(\boldsymbol{\varepsilon}^k)$$

- Sometimes, stress cannot be determined using strain alone

- Residual calculation

- Applied nodal force - Nodal forces due to internal stresses

$$\text{Weak form: } \iiint_{\Omega} \boldsymbol{\varepsilon}(\bar{\mathbf{u}})^T \boldsymbol{\sigma} d\Omega = \iint_{\Gamma_s} \bar{\mathbf{u}}^T \mathbf{t} d\Gamma + \iiint_{\Omega} \bar{\mathbf{u}}^T \mathbf{f}^b d\Omega, \quad \forall \bar{\mathbf{u}} \in \mathbb{Z}$$

$$\text{Discretization: } \bar{\mathbf{d}}^T \left(\iiint_{\Omega} \mathbf{B}^T \boldsymbol{\sigma} d\Omega = \iint_{\Gamma_s} \mathbf{N}^T \mathbf{t} d\Gamma + \iiint_{\Omega} \mathbf{N}^T \mathbf{f}^b d\Omega \right), \quad \forall \bar{\mathbf{d}} \in \mathbb{Z}_h$$

$$\text{Residual: } \mathbf{R}^k = \iint_{\Gamma_s} \mathbf{N}^T \mathbf{t} d\Gamma + \iiint_{\Omega} \mathbf{N}^T \mathbf{f}^b d\Omega - \iiint_{\Omega} \mathbf{B}^T \boldsymbol{\sigma}^k d\Omega$$

37

Example - Linear Elastic Material

- Governing equation (Scalar equation)

$$\iiint_{\Omega} \boldsymbol{\varepsilon}(\bar{\mathbf{u}})^T \boldsymbol{\sigma} d\Omega = \iint_{\Gamma_s} \bar{\mathbf{u}}^T \mathbf{t} d\Gamma + \iiint_{\Omega} \bar{\mathbf{u}}^T \mathbf{f}^b d\Omega$$

$$\begin{aligned} \bar{\mathbf{u}} &= \mathbf{N} \cdot \bar{\mathbf{d}} \\ \boldsymbol{\varepsilon}(\bar{\mathbf{u}}) &= \mathbf{B} \cdot \bar{\mathbf{d}} \end{aligned}$$

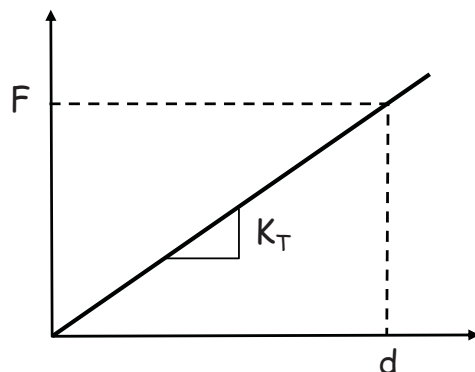
- Collect $\bar{\mathbf{d}}$

$$\bar{\mathbf{d}}^T \left(\underbrace{\iiint_{\Omega} \mathbf{B}^T \boldsymbol{\sigma} d\Omega}_{\mathbf{P}(\mathbf{d})} = \underbrace{\iint_{\Gamma_s} \mathbf{N}^T \mathbf{t} d\Gamma + \iiint_{\Omega} \mathbf{N}^T \mathbf{f}^b d\Omega}_{\mathbf{F}} \right)$$

- Residual $\mathbf{R} = \mathbf{F} - \mathbf{P}(\mathbf{d})$
- Linear elastic material

$$\boldsymbol{\sigma} = \mathbf{D} \cdot \boldsymbol{\varepsilon} = \mathbf{D} \cdot \mathbf{B} \cdot \mathbf{d}$$

$$\mathbf{K}_T = \frac{\partial \mathbf{P}(\mathbf{d})}{\partial \mathbf{d}} = \iiint_{\Omega} \mathbf{B}^T \mathbf{D} \mathbf{B} d\Omega$$



38

Example - Nonlinear Bar

- Rubber bar $\sigma = E \tan^{-1}(m\varepsilon)$

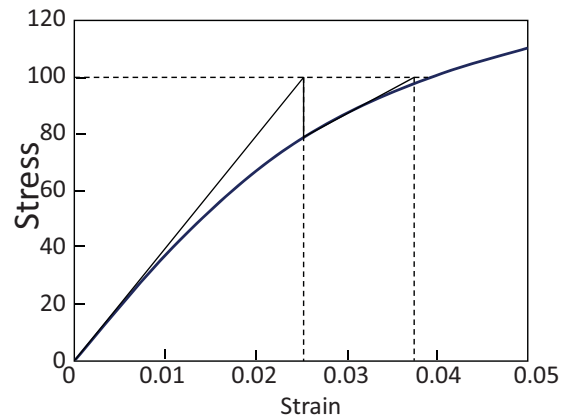
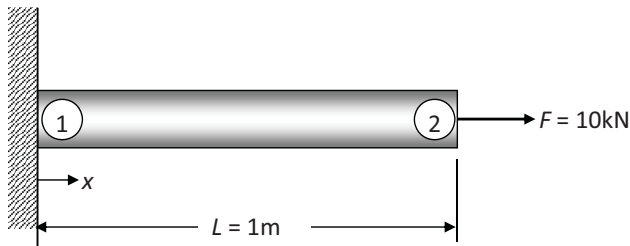
$$\bar{\mathbf{d}} = \begin{Bmatrix} \bar{d}_1 \\ \bar{d}_2 \end{Bmatrix}$$

- Discrete weak form $\bar{\mathbf{d}}^T \int_0^L \mathbf{B}^T \sigma A dx = \bar{\mathbf{d}}^T \mathbf{F}$

$$\mathbf{F} = \begin{Bmatrix} R \\ F \end{Bmatrix}$$

- Scalar equation $R = F - \int_0^L \frac{\sigma A}{L} dx$
 $\Rightarrow R = F - \sigma(d)A$

$$\mathbf{B} = \frac{1}{L} \begin{bmatrix} -1 & 1 \end{bmatrix}$$



39

Example - Nonlinear Bar cont.

- Jacobian

$$\frac{dP}{dd} = \frac{d\sigma(d)}{dd} A = \frac{d\sigma}{d\varepsilon} \frac{d\varepsilon}{dd} A = \frac{1}{L} mAE \cos^2 \left(\frac{\sigma}{E} \right)$$

- N-R equation

$$\left[\frac{1}{L} mAE \cos^2 \left(\frac{\sigma^k}{E} \right) \right] \Delta d^k = F - \sigma^k A$$

- Iteration 1

$$\frac{mAE}{L} \Delta d^0 = F$$

$$d^1 = d^0 + \Delta d^0 = 0.025\text{m}$$

$$\varepsilon^1 = d^1 / L = 0.025$$

$$\sigma^1 = E \tan^{-1}(m\varepsilon^1) = 78.5\text{MPa}$$

- Iteration 2

$$\left[\frac{mAE}{L} \cos^2 \left(\frac{\sigma^1}{E} \right) \right] \Delta d^1 = F - \sigma^1 A$$

$$d^2 = d^1 + \Delta d^1 = 0.0357\text{m}$$

$$\varepsilon^2 = d^2 / L = 0.0357$$

$$\sigma^2 = E \tan^{-1}(m\varepsilon^2) = 96\text{MPa}$$

40

N-R or Modified N-R?

- It is always recommended to use the Incremental Force Method
 - Mild nonlinear: ~10 increments
 - Rough nonlinear: 20 ~ 100 increments
 - For rough nonlinear problems, analysis results depends on increment size
- Within an increment, N-R or modified N-R can be used
 - N-R method calculates K_T at every iteration
 - Modified N-R method calculates K_T once at every increment
 - N-R is better when: mild nonlinear problem, tight convergence criterion
 - Modified N-R is better when: computation is expensive, small increment size, and when N-R does not converge well
- Many FE programs provide automatic stiffness update option
 - Depending on convergence criteria used, material status change, etc

41

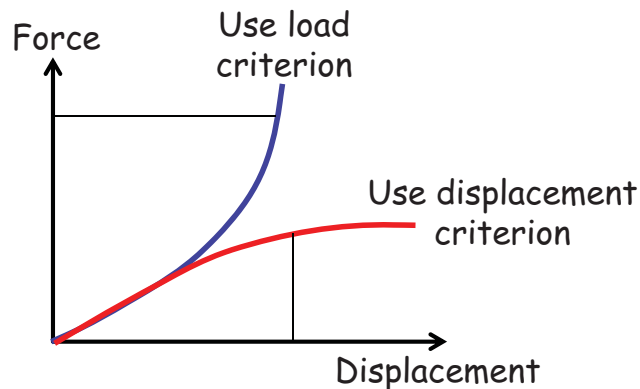
Accuracy vs. Convergence

- Nonlinear solution procedure requires
 - Internal force $P(\mathbf{d})$
 - Tangent stiffness $K_T(\mathbf{d}) = \frac{\partial P}{\partial \mathbf{d}}$
 - They are often implemented in the same routine
- Internal force $P(\mathbf{d})$ needs to be accurate
 - We solve equilibrium of $P(\mathbf{d}) = \mathbf{F}$
- Tangent stiffness $K_T(\mathbf{d})$ contributes to convergence
 - Accurate $K_T(\mathbf{d})$ provides quadratic convergence near the solution
 - Approximate $K_T(\mathbf{d})$ requires more iteration to converge
 - Wrong $K_T(\mathbf{d})$ causes lack of convergence

42

Convergence Criteria

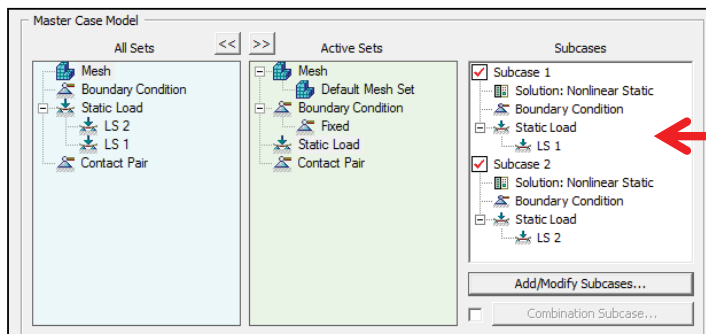
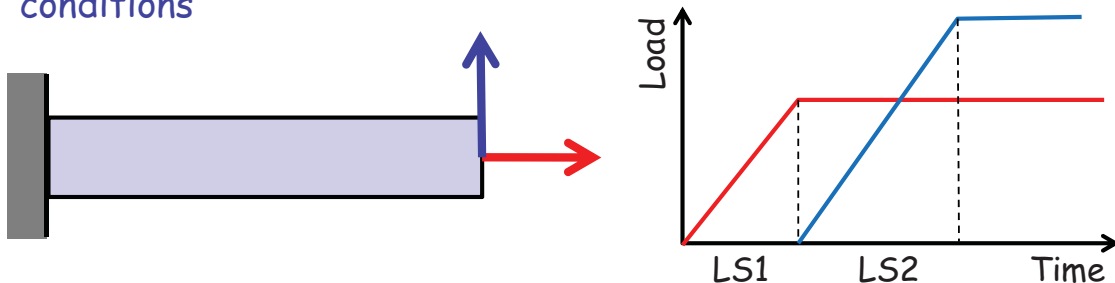
- Most analysis programs provide three convergence criteria
 - Work, displacement, load (residual)
 - $Work = displacement * load$
 - At least two criteria needs to be converged
- Traditional convergence criterion is load (residual)
 - Equilibrium between internal and external forces $P(d) = F(d)$
- Use displacement criterion for load insensitive system



43

Solution Strategies

- Load Step (subcase or step)
 - Load step is a set of loading and boundary conditions to define an analysis problem
 - Multiple load steps can be used to define a sequence of loading conditions

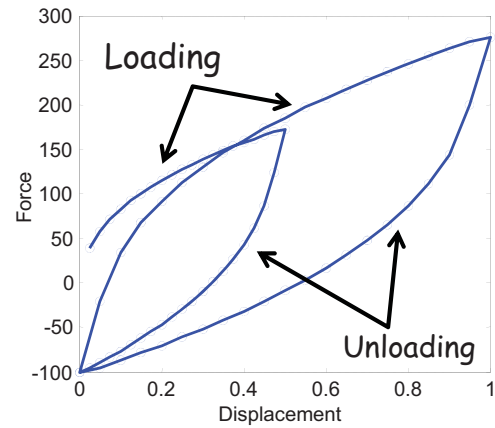


NASTRAN
 SPC = 1
 SUBCASE 1
 LOAD = 1
 SUBCASE 2
 LOAD = 2

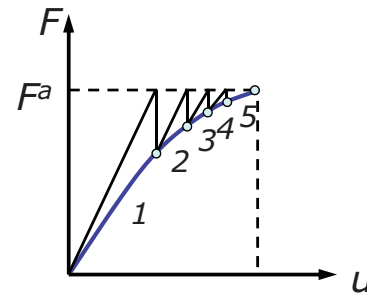
44

Solution Strategies

- Load Increment (substeps)
 - Linear analysis concerns max load
 - Nonlinear analysis depends on load path (history)
 - Applied load is gradually increased within a load step
 - Follow load path, improve accuracy, and easy to converge



- Convergence Iteration
 - Within a load increment, an iterative method (e.g., NR method) is used to find nonlinear solution
 - Bisection, linear search, stabilization, etc



45

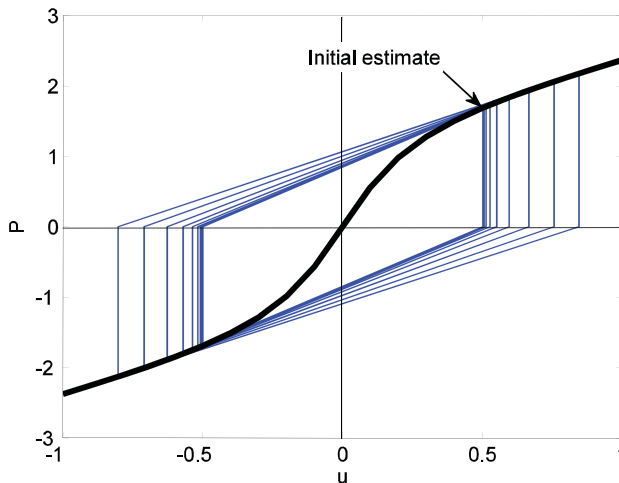
Solution Strategies cont.

- Automatic (Variable) Load Increment
 - Also called **Automatic Time Stepping**
 - Load increment may not be uniform
 - When convergence iteration diverges, the load increment is halved
 - If a solution converges in less than 4 iterations, increase time increment by 25%
 - If a solution converges in more than 8 iterations, decrease time increment by 25%
- Subincrement (or bisection)
 - When iterations do not converge at a given increment, analysis goes back to previously converged increment and the load increment is reduced by half
 - This process is repeated until max number of subincrements

46

When nonlinear analysis does not converge

- NR method assumes a constant curvature locally
- When a sign of curvature changes around the solution, NR method oscillates or diverges
- Often the residual changes sign between iterations
- **Line search** can help to converge



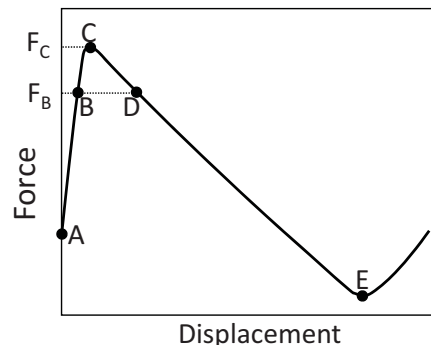
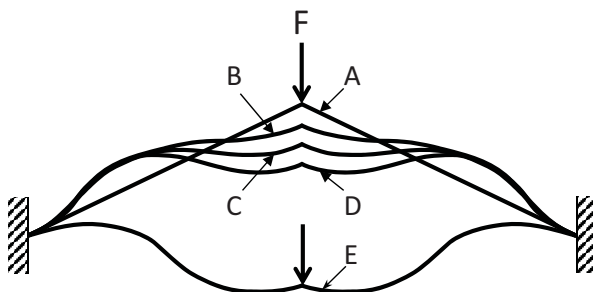
$$P(u) = u + \tan^{-1}(5u)$$

$$\frac{dP}{du} = 1 + 5 \cos^2(\tan^{-1}(5u))$$

47

When nonlinear analysis does not converge

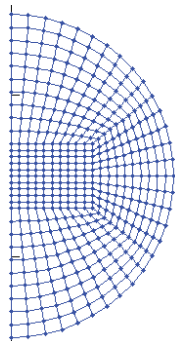
- Displacement-controlled vs. force-controlled procedure
 - Almost all linear problems are force-controlled
 - Displacement-controlled procedure is more stable for nonlinear analysis
 - Use reaction forces to calculate applied forces



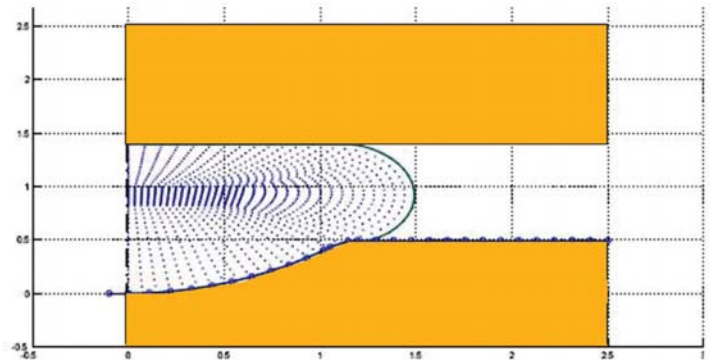

48

When nonlinear analysis does not converge

- Mesh distortion
 - Most FE programs stop analysis when mesh is distorted too much
 - Initial good mesh may be distorted during a large deformation
 - Many FE programs provide remeshing capability, but it is still inaccurate or inconvenient
 - It is best to make mesh in such a way that the mesh quality can be maintained after deformation (need experience)



Initial mesh



49



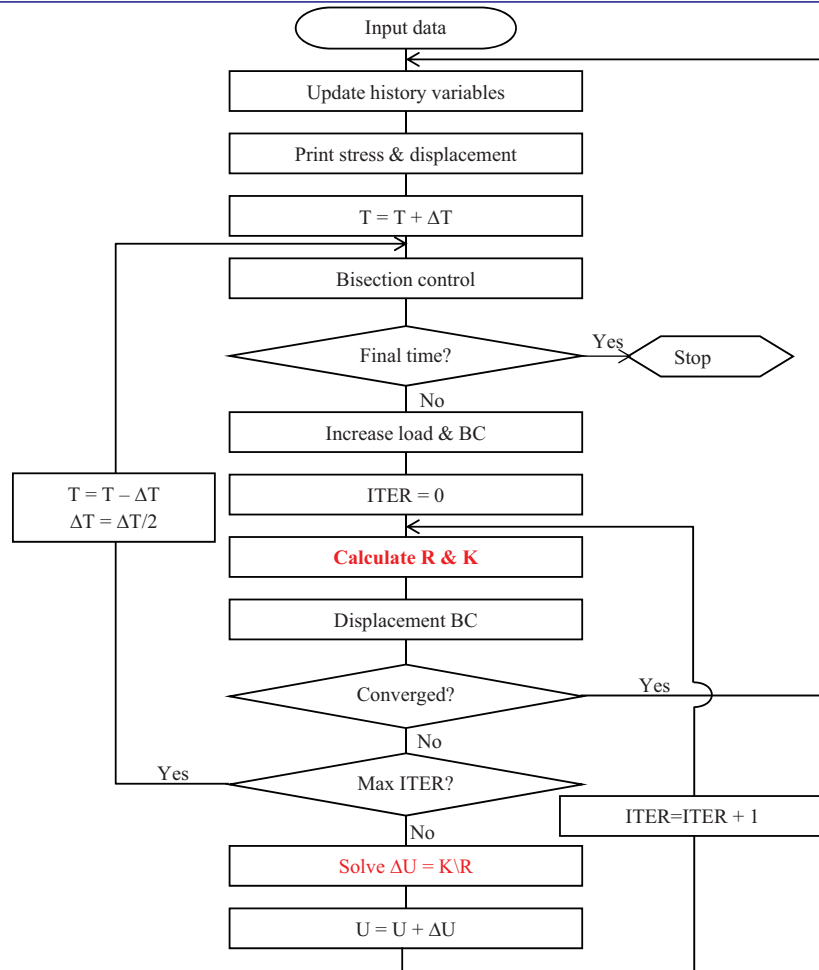
MATLAB Code for Nonlinear FEA

NLFEA.m

- Nonlinear finite element analysis program
 - Incremental force method with N-R method
 - Bisection method when N-R is failed to converge
 - Can solve for linear elastic, hyperelastic and elasto-plastic material nonlinearities with large deformation
- Global arrays

Name	Dimension	Contents
GKF	NEQ x NEQ	Tangent matrix
FORCE	NEQ x 1	Residual vector
DISPTD	NEQ x 1	Displacement vector
DISPDD	NEQ x 1	Displacement increment
SIGMA	6 x 8 x NE	Stress at each integration point
XQ	7 x 8 x NE	History variable at each integration point

51



52

NLFEA.m cont.

- Nodal coordinates and element connectivity
 - the node numbers are in sequence
 - nodal coordinates in `XYZ(NNODE, 3)`
 - eight-node hexahedral elements `LE(NELEN, 8)`
- Applied forces and prescribed displacements
 - `EXTFORCE(NFORCE, 3)`: [node, DOF, value] format
 - `SDISPT(NDISPT, 3)`
- Load steps and increments
 - `TIMS(NTIME,5)`: [T_{start} , T_{end} , T_{inc} , $LOAD_{init}$, $LOAD_{final}$] format
- Material properties
 - Mooney-Rivlin hyperelasticity ($MID = -1$), `PROP = [A10, A01, K]`
 - infinitesimal elastoplasticity ($MID = 1$), `PROP = [LAMBDA, MU, BETA, H, Y0]`

53

NLFEA.m cont.

- Control parameters
 - `ITRA`: maximum number of convergence iterations
 - if residual > `ATOL`, then solution diverges, bisection starts
 - The total number of bisections is limited by `NTOL`
 - The convergence iteration converges when residual < `TOL`
 - Program prints out results to `NOUT` after convergence

```
function NLFEA(ITRA,TOL,ATOL,NTOL,TIMS,NOUT,MID,PROP,EXTFORCE,SDISPT,XYZ,LE)
%*****
% MAIN PROGRAM FOR HYPERELASTIC/ELASTOPLASTIC ANALYSIS
%*****
```

54

Extension of a Single Element Example

```

%
% Nodal coordinates
XYZ=[0 0 0;1 0 0;1 1 0;0 1 0;0 0 1;1 0 1;1 1 1;0 1 1];
%
% Element connectivity
LE=[1 2 3 4 5 6 7 8];
%
% External forces [Node, DOF, Value]
EXTFORCE=[5 3 10.0; 6 3 10.0; 7 3 10.0; 8 3 10.0];
%
% Prescribed displacements [Node, DOF, Value]
SDISPT=[1 1 0;1 2 0;1 3 0;2 2 0;2 3 0;3 3 0;4 1 0;4 3 0];
%
% Load increments [Start End Increment InitialLoad FinalLoad]
TIMS=[0.0 0.5 0.1 0.0 0.5; 0.5 1.0 0.1 0.5 1.0]';
%
% Material properties
%PROP=[LAMBDA MU BETA H Y0]
MID=1;
PROP=[110.747, 80.1938, 0.0, 5., 35.0];
%
% Set program parameters
ITRA=20; ATOL=1.0E5; NTOL=5; TOL=1E-6;
%
% Calling main function
NOUT = fopen('output.txt','w');
NLFEA(ITRA, TOL, ATOL, NTOL, TIMS, NOUT, MID, PROP, EXTFORCE, SDISPT, XYZ, LE);
fclose(NOUT);

```

55

Tension of Elastoplastic Bar Example

Material properties

λ	μ	σ_y	H
110.7 GPa	80.2 GPa	400 MPa	100 MPa

Uniaxial stress condition $\sigma_{33} \neq 0$

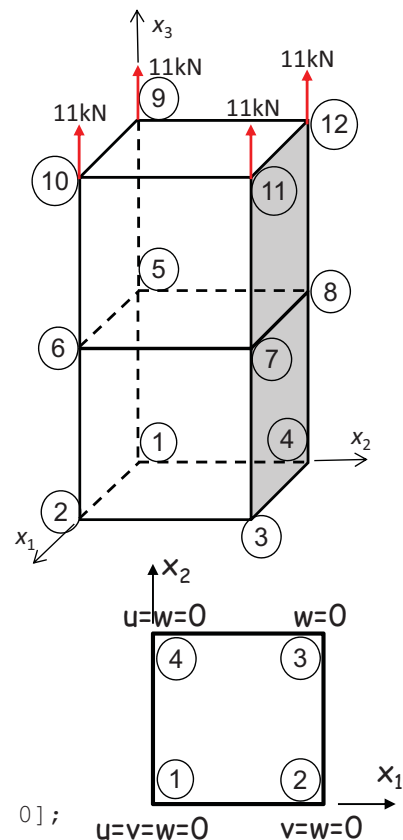
When $F_i = 10$ kN, $\sigma = 400$ MPa (Elastic limit)

Elastoplastic when $F_i = 10 \sim 11$ kN

```

%
% Two-element example
%
% Nodal coordinates
XYZ=[0 0 0; 1 0 0; 1 1 0; 0 1 0;
      0 0 1; 1 0 1; 1 1 1; 0 1 1;
      0 0 2; 1 0 2; 1 1 2; 0 1 2]*0.01;
%
% Element connectivity
LE=[1 2 3 4 5 6 7 8;
     5 6 7 8 9 10 11 12];
%
% Prescribed displacements [Node, DOF, Value]
SDISPT=[1 1 0;1 2 0;1 3 0;2 2 0;2 3 0;3 3 0;4 1 0;4 3 0];

```



56

Tension of Elastoplastic Bar Example

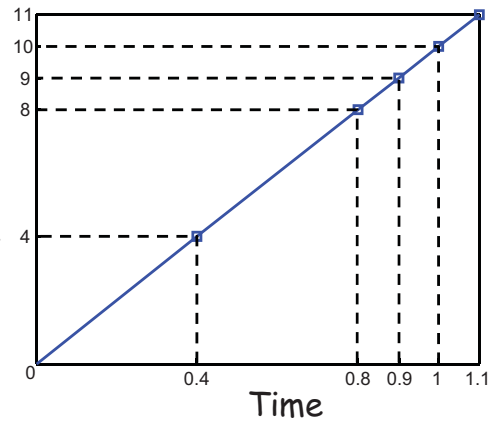
```

%
% External forces [Node, DOF, Value]
EXTFORCE=[9 3 10.0E3; 10 3 10.0E3; 11 3 10.0E3; 12 3 10.0E3];
%
% Load increments [Start End Increment InitialFactor FinalFactor]
TIMS=[0.0 0.8 0.4 0.0 0.8; 0.8 1.1 0.1 0.8 1.1];

```

$$10\text{kN} * 1.1 = 11\text{kN}$$

Force (kN)



```

%
% Material properties PROP=[LAMDA MU BETA H Y0]
MID=1;
PROP=[110.747E9 80.1938E9 0.0 1.E8 4.0E8];
%
% Set program parameters
ITRA=70; ATOL=1.0E5; NTOL=6; TOL=1E-6;
%
% Calling main function
NOUT = fopen('output.txt','w');
NLFEA(ITRA, TOL, ATOL, NTOL, TIMS, NOUT, MID, PROP, EXTFORCE, SDISPT, XYZ, LE);
fclose(NOUT);

```

Tension of Elastoplastic Bar Example

Convergence iteration outputs (output.txt)

```

Time Time step Iter Residual
0.40000 4.000e-01 2 3.80851e-12

Time Time step Iter Residual
0.80000 4.000e-01 2 4.32010e-12

Time Time step Iter Residual
0.90000 1.000e-01 2 3.97904e-12

Time Time step Iter Residual
1.00000 1.000e-01 2 3.63798e-12

Time Time step Iter Residual
1.10000 1.000e-01 2 6.66390e+02
1.10000 1.000e-01 3 1.67060e-09

```

Linear elastic region

Elastoplastic region

Load factor	u_{5z}	u_{9z}	S_{33} Elem1	S_{33} Elem2	State
0.4	7.73×10^{-6}	1.55×10^{-5}	160 MPa	160 MPa	Elastic
0.8	1.55×10^{-5}	3.09×10^{-5}	320 MPa	320 MPa	Elastic
0.9	1.74×10^{-5}	3.48×10^{-5}	360 MPa	360 MPa	Elastic
1.0	1.93×10^{-5}	3.87×10^{-5}	400 MPa	400 MPa	Elastic
1.1	4.02×10^{-3}	8.04×10^{-3}	440 MPa	440 MPa	Plastic